

# Versant Glider



## 54151WG20 GLIDER, 20" SEAT, UPH ARM, WOOD CAP, SHORT SKIRT

W: 27.5" D: 30" H: 42" SW: 20" SD: 19.5" SH: 18.5" AH: 24.75" WT: 63 lb COM: 4 yd WT CAP: 350 lb

ZONE	B/COM	C	D	E	F	G	H	I	J	GENERAL INFORMATION
1	4470	4550	4626	4722	4882	5038	5198	5354	5514	MATERIAL: Maple
2	4580	4660	4736	4832	4992	5148	5308	5464	5624	MOIS. BARR: Included
3	4690	4770	4846	4942	5102	5258	5418	5574	5734	
4	4800	4880	4956	5052	5212	5368	5528	5684	5844	

## 54151WG22 GLIDER, 22" SEAT, UPH ARM, WOOD CAP, SHORT SKIRT

W: 29.5" D: 30" H: 42" SW: 22" SD: 19.5" SH: 18.5" AH: 24.75" WT: 66 lb COM: 4 yd WT CAP: 350 lb

ZONE	B/COM	C	D	E	F	G	H	I	J	GENERAL INFORMATION
1	4654	4734	4810	4906	5066	5222	5382	5538	5698	MATERIAL: Maple
2	4769	4849	4925	5021	5181	5337	5497	5653	5813	MOIS. BARR: Included
3	4884	4964	5040	5136	5296	5452	5612	5768	5928	
4	4998	5078	5154	5250	5410	5566	5726	5882	6042	

## 54151WG24 GLIDER, 24" SEAT, UPH ARM, WOOD CAP, SHORT SKIRT

W: 31.5" D: 30" H: 42" SW: 24" SD: 19.5" SH: 18.5" AH: 24.75" WT: 69 lb COM: 4.25 yd WT CAP: 350 lb

ZONE	B/COM	C	D	E	F	G	H	I	J	GENERAL INFORMATION
1	4854	4939	5020	5122	5292	5458	5628	5793	5963	MATERIAL: Maple
2	4974	5059	5140	5242	5412	5578	5748	5913	6083	MOIS. BARR: Included
3	5093	5178	5259	5361	5531	5697	5867	6032	6202	
4	5213	5298	5379	5481	5651	5817	5987	6152	6322	



## 54151UG20 GLIDER, 20" SEAT, UPH ARM, URETHANE CAP, SHORT SKIRT

W: 27.5" D: 30" H: 42" SW: 20" SD: 19.5" SH: 18.5" AH: 24.75" WT: 63 lb COM: 4 yd WT CAP: 350 lb

ZONE	B/COM	C	D	E	F	G	H	I	J	GENERAL INFORMATION
1	4470	4550	4626	4722	4882	5038	5198	5354	5514	MATERIAL: -
2	4580	4660	4736	4832	4992	5148	5308	5464	5624	MOIS. BARR: Included
3	4690	4770	4846	4942	5102	5258	5418	5574	5734	
4	4800	4880	4956	5052	5212	5368	5528	5684	5844	

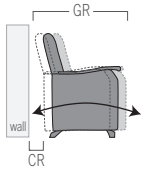
Urethane arm caps are available in black, sable or dove.

## 54151UG22 GLIDER, 22" SEAT, UPH ARM, URETHANE CAP, SHORT SKIRT

W: 29.5" D: 30" H: 42" SW: 22" SD: 19.5" SH: 18.5" AH: 24.75" WT: 66 lb COM: 4 yd WT CAP: 350 lb

ZONE	B/COM	C	D	E	F	G	H	I	J	GENERAL INFORMATION
1	4654	4734	4810	4906	5066	5222	5382	5538	5698	MATERIAL: -
2	4769	4849	4925	5021	5181	5337	5497	5653	5813	MOIS. BARR: Included
3	4884	4964	5040	5136	5296	5452	5612	5768	5928	
4	4998	5078	5154	5250	5410	5566	5726	5882	6042	

Urethane arm caps are available in black, sable or dove.



GR- Glider range from forward point to rear point is 41"

CR- Clearance required when placed against a wall is 7"

## 54151UG24 GLIDER, 24" SEAT, UPH ARM, URETHANE CAP, SHORT SKIRT

W: 31.5" D: 30" H: 42" SW: 24" SD: 19.5" SH: 18.5" AH: 24.75" WT: 69 lb COM: 4.25 yd WT CAP: 350 lb

ZONE	B/COM	C	D	E	F	G	H	I	J	GENERAL INFORMATION
1	4854	4939	5020	5122	5292	5458	5628	5793	5963	MATERIAL: -
2	4974	5059	5140	5242	5412	5578	5748	5913	6083	MOIS. BARR: Included
3	5093	5178	5259	5361	5531	5697	5867	6032	6202	
4	5213	5298	5379	5481	5651	5817	5987	6152	6322	

Urethane arm caps are available in black, sable or dove.

- Specify:
- Product Number
  - Wood Finish
  - Urethane Cap Color
  - Fabric Vendor, Pattern and Color

See pages 16 & 17 for material and finish options.

# Versant Glider



## 54151WLG20 GLIDER, 20" SEAT, UPH ARM, WOOD CAP, SHORT SKIRT, LOCKING MECHANISM

W: 27.5" D: 30" H: 42" SW: 20" SD: 19.5" SH: 18.5" AH: 24.75" WT: 65 lb COM: 4 yd WT CAP: 350 lb

ZONE	B/COM	C	D	E	F	G	H	I	J	GENERAL INFORMATION
1	4754	4834	4910	5006	5166	5322	5482	5638	5798	MATERIAL: Maple
2	4871	4951	5027	5123	5283	5439	5599	5755	5915	MOIS. BARR: Included
3	4988	5068	5144	5240	5400	5556	5716	5872	6032	
4	5106	5186	5262	5358	5518	5674	5834	5990	6150	

## 54151WLG22 GLIDER, 22" SEAT, UPH ARM, WOOD CAP, SHORT SKIRT, LOCKING MECHANISM

W: 29.5" D: 30" H: 42" SW: 22" SD: 19.5" SH: 18.5" AH: 24.75" WT: 68 lb COM: 4 yd WT CAP: 350 lb

ZONE	B/COM	C	D	E	F	G	H	I	J	GENERAL INFORMATION
1	4952	5032	5108	5204	5364	5520	5680	5836	5996	MATERIAL: Maple
2	5074	5154	5230	5326	5486	5642	5802	5958	6118	MOIS. BARR: Included
3	5196	5276	5352	5448	5608	5764	5924	6080	6240	
4	5319	5399	5475	5571	5731	5887	6047	6203	6363	

## 54151WLG24 GLIDER, 24" SEAT, UPH ARM, WOOD CAP, SHORT SKIRT, LOCKING MECHANISM

W: 31.5" D: 30" H: 42" SW: 24" SD: 19.5" SH: 18.5" AH: 24.75" WT: 71 lb COM: 4.25 yd WT CAP: 350 lb

ZONE	B/COM	C	D	E	F	G	H	I	J	GENERAL INFORMATION
1	5165	5250	5331	5433	5603	5769	5939	6104	6274	MATERIAL: Maple
2	5292	5377	5458	5560	5730	5896	6066	6231	6401	MOIS. BARR: Included
3	5420	5505	5586	5688	5858	6024	6194	6359	6529	
4	5547	5632	5713	5815	5985	6151	6321	6486	6656	



## 54151ULG20 GLIDER, 20" SEAT, UPH ARM, URETHANE CAP, SHORT SKIRT, LOCKING MECHANISM

W: 27.5" D: 30" H: 42" SW: 20" SD: 19.5" SH: 18.5" AH: 24.75" WT: 65 lb COM: 4 yd WT CAP: 350 lb

ZONE	B/COM	C	D	E	F	G	H	I	J	GENERAL INFORMATION
1	4754	4834	4910	5006	5166	5322	5482	5638	5798	MATERIAL: -
2	4871	4951	5027	5123	5283	5439	5599	5755	5915	MOIS. BARR: Included
3	4988	5068	5144	5240	5400	5556	5716	5872	6032	
4	5106	5186	5262	5358	5518	5674	5834	5990	6150	

Urethane arm caps are available in black, sable or dove.

## 54151ULG22 GLIDER, 22" SEAT, UPH ARM, URETHANE CAP, SHORT SKIRT, LOCKING MECHANISM

W: 29.5" D: 30" H: 42" SW: 22" SD: 19.5" SH: 18.5" AH: 24.75" WT: 68 lb COM: 4 yd WT CAP: 350 lb

ZONE	B/COM	C	D	E	F	G	H	I	J	GENERAL INFORMATION
1	4952	5032	5108	5204	5364	5520	5680	5836	5996	MATERIAL: -
2	5074	5154	5230	5326	5486	5642	5802	5958	6118	MOIS. BARR: Included
3	5196	5276	5352	5448	5608	5764	5924	6080	6240	
4	5319	5399	5475	5571	5731	5887	6047	6203	6363	

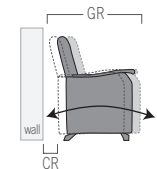
Urethane arm caps are available in black, sable or dove.

## 54151ULG24 GLIDER, 24" SEAT, UPH ARM, URETHANE CAP, SHORT SKIRT, LOCKING MECHANISM

W: 31.5" D: 30" H: 42" SW: 24" SD: 19.5" SH: 18.5" AH: 24.75" WT: 71 lb COM: 4.25 yd WT CAP: 350 lb

ZONE	B/COM	C	D	E	F	G	H	I	J	GENERAL INFORMATION
1	5165	5250	5331	5433	5603	5769	5939	6104	6274	MATERIAL: -
2	5292	5377	5458	5560	5730	5896	6066	6231	6401	MOIS. BARR: Included
3	5420	5505	5586	5688	5858	6024	6194	6359	6529	
4	5547	5632	5713	5815	5985	6151	6321	6486	6656	

Urethane arm caps are available in black, sable or dove.



GR- Glider range from forward point to rear point is 41"

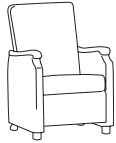
CR- Clearance required when placed against a wall is 7"

**Specify:**

- Product Number
- Wood Finish
- Urethane Cap Color
- Fabric Vendor, Pattern and Color

See pages 16 & 17 for material and finish options.

# Versant Glider



## 54251WG20 GLIDER, 20" SEAT, UPH ARM, WOOD CAP, LONG SKIRT

W: 27.5" D: 30" H: 42" SW: 20" SD: 19.5" SH: 18.5" AH: 24.75" WT: 63 lb COM: 4 yd WT CAP: 350 lb

ZONE	B/COM	C	D	E	F	G	H	I	J	GENERAL INFORMATION
1	4537	4617	4693	4789	4949	5105	5265	5421	5581	MATERIAL: Maple
2	4649	4729	4805	4901	5061	5217	5377	5533	5693	MOIS. BARR: Included
3	4761	4841	4917	5013	5173	5329	5489	5645	5805	
4	4872	4952	5028	5124	5284	5440	5600	5756	5916	

## 54251WG22 GLIDER, 22" SEAT, UPH ARM, WOOD CAP, LONG SKIRT

W: 29.5" D: 30" H: 42" SW: 22" SD: 19.5" SH: 18.5" AH: 24.75" WT: 66 lb COM: 4.25 yd WT CAP: 350 lb

ZONE	B/COM	C	D	E	F	G	H	I	J	GENERAL INFORMATION
1	4728	4813	4894	4996	5166	5332	5502	5667	5837	MATERIAL: Maple
2	4844	4929	5010	5112	5282	5448	5618	5783	5953	MOIS. BARR: Included
3	4961	5046	5127	5229	5399	5565	5735	5900	6070	
4	5078	5163	5244	5346	5516	5682	5852	6017	6187	

## 54251WG24 GLIDER, 24" SEAT, UPH ARM, WOOD CAP, LONG SKIRT

W: 31.5" D: 30" H: 42" SW: 24" SD: 19.5" SH: 18.5" AH: 24.75" WT: 69 lb COM: 4.5 yd WT CAP: 350 lb

ZONE	B/COM	C	D	E	F	G	H	I	J	GENERAL INFORMATION
1	4930	5020	5106	5214	5394	5569	5749	5925	6105	MATERIAL: Maple
2	5051	5141	5227	5335	5515	5690	5870	6046	6226	MOIS. BARR: Included
3	5173	5263	5349	5457	5637	5812	5992	6168	6348	
4	5294	5384	5470	5578	5758	5933	6113	6289	6469	



## 54251UG20 GLIDER, 20" SEAT, UPH ARM, URETHANE CAP, LONG SKIRT

W: 27.5" D: 30" H: 42" SW: 20" SD: 19.5" SH: 18.5" AH: 24.75" WT: 63 lb COM: 4 yd WT CAP: 350 lb

ZONE	B/COM	C	D	E	F	G	H	I	J	GENERAL INFORMATION
1	4537	4617	4693	4789	4949	5105	5265	5421	5581	MATERIAL: -
2	4649	4729	4805	4901	5061	5217	5377	5533	5693	MOIS. BARR: Included
3	4761	4841	4917	5013	5173	5329	5489	5645	5805	
4	4872	4952	5028	5124	5284	5440	5600	5756	5916	

Urethane arm caps are available in black, sable or dove.

## 54251UG22 GLIDER, 22" SEAT, UPH ARM, URETHANE CAP, LONG SKIRT

W: 29.5" D: 30" H: 42" SW: 22" SD: 19.5" SH: 18.5" AH: 24.75" WT: 66 lb COM: 4.25 yd WT CAP: 350 lb

ZONE	B/COM	C	D	E	F	G	H	I	J	GENERAL INFORMATION
1	4728	4813	4894	4996	5166	5332	5502	5667	5837	MATERIAL: -
2	4844	4929	5010	5112	5282	5448	5618	5783	5953	MOIS. BARR: Included
3	4961	5046	5127	5229	5399	5565	5735	5900	6070	
4	5078	5163	5244	5346	5516	5682	5852	6017	6187	

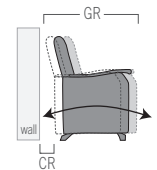
Urethane arm caps are available in black, sable or dove.

## 54251UG24 GLIDER, 24" SEAT, UPH ARM, URETHANE CAP, LONG SKIRT

W: 31.5" D: 30" H: 42" SW: 24" SD: 19.5" SH: 18.5" AH: 24.75" WT: 69 lb COM: 4.5 yd WT CAP: 350 lb

ZONE	B/COM	C	D	E	F	G	H	I	J	GENERAL INFORMATION
1	4930	5020	5106	5214	5394	5569	5749	5925	6105	MATERIAL: -
2	5051	5141	5227	5335	5515	5690	5870	6046	6226	MOIS. BARR: Included
3	5173	5263	5349	5457	5637	5812	5992	6168	6348	
4	5294	5384	5470	5578	5758	5933	6113	6289	6469	

Urethane arm caps are available in black, sable or dove.



GR- Glider range from forward point to rear point is 41"

CR- Clearance required when placed against a wall is 7"

### Specify:

- Product Number
- Wood Finish
- Urethane Cap Color
- Fabric Vendor, Pattern and Color

See pages 16 & 17 for material and finish options.

# Versant Glider



## 54251WLG20 GLIDER, 20" SEAT, UPH ARM, WOOD CAP, LONG SKIRT, LOCKING MECHANISM

W: 27.5" D: 30" H: 42" SW: 20" SD: 19.5" SH: 18.5" AH: 24.75" WT: 65 lb COM: 4 yd WT CAP: 350 lb

ZONE	B/COM	C	D	E	F	G	H	I	J	GENERAL INFORMATION
1	4823	4903	4979	5075	5235	5391	5551	5707	5867	MATERIAL: Maple MOIS. BARR: Included
2	4942	5022	5098	5194	5354	5510	5670	5826	5986	
3	5061	5141	5217	5313	5473	5629	5789	5945	6105	
4	5180	5260	5336	5432	5592	5748	5908	6064	6224	

## 54251WLG22 GLIDER, 22" SEAT, UPH ARM, WOOD CAP, LONG SKIRT, LOCKING MECHANISM

W: 29.5" D: 30" H: 42" SW: 22" SD: 19.5" SH: 18.5" AH: 24.75" WT: 68 lb COM: 4.25 yd WT CAP: 350 lb

ZONE	B/COM	C	D	E	F	G	H	I	J	GENERAL INFORMATION
1	5027	5112	5193	5295	5465	5631	5801	5966	6136	MATERIAL: Maple MOIS. BARR: Included
2	5151	5236	5317	5419	5589	5755	5925	6090	6260	
3	5275	5360	5441	5543	5713	5879	6049	6214	6384	
4	5399	5484	5565	5667	5837	6003	6173	6338	6508	

## 54251WLG24 GLIDER, 24" SEAT, UPH ARM, WOOD CAP, LONG SKIRT, LOCKING MECHANISM

W: 31.5" D: 30" H: 42" SW: 24" SD: 19.5" SH: 18.5" AH: 24.75" WT: 71 lb COM: 4.5 yd WT CAP: 350 lb

ZONE	B/COM	C	D	E	F	G	H	I	J	GENERAL INFORMATION
1	5243	5333	5419	5527	5707	5882	6062	6238	6418	MATERIAL: Maple MOIS. BARR: Included
2	5372	5462	5548	5656	5836	6011	6191	6367	6547	
3	5502	5592	5678	5786	5966	6141	6321	6497	6677	
4	5631	5721	5807	5915	6095	6270	6450	6626	6806	



## 54251ULG20 GLIDER, 20" SEAT, UPH ARM, URETHANE CAP, LONG SKIRT, LOCKING MECHANISM

W: 27.5" D: 30" H: 42" SW: 20" SD: 19.5" SH: 18.5" AH: 24.75" WT: 65 lb COM: 4 yd WT CAP: 350 lb

ZONE	B/COM	C	D	E	F	G	H	I	J	GENERAL INFORMATION
1	4823	4903	4979	5075	5235	5391	5551	5707	5867	MATERIAL: - MOIS. BARR: Included
2	4942	5022	5098	5194	5354	5510	5670	5826	5986	
3	5061	5141	5217	5313	5473	5629	5789	5945	6105	
4	5180	5260	5336	5432	5592	5748	5908	6064	6224	

Urethane arm caps are available in black, sable or dove.

## 54251ULG22 GLIDER, 22" SEAT, UPH ARM, URETHANE CAP, LONG SKIRT, LOCKING MECHANISM

W: 29.5" D: 30" H: 42" SW: 22" SD: 19.5" SH: 18.5" AH: 24.75" WT: 68 lb COM: 4.25 yd WT CAP: 350 lb

ZONE	B/COM	C	D	E	F	G	H	I	J	GENERAL INFORMATION
1	5027	5112	5193	5295	5465	5631	5801	5966	6136	MATERIAL: - MOIS. BARR: Included
2	5151	5236	5317	5419	5589	5755	5925	6090	6260	
3	5275	5360	5441	5543	5713	5879	6049	6214	6384	
4	5399	5484	5565	5667	5837	6003	6173	6338	6508	

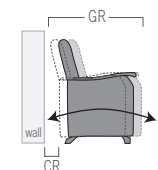
Urethane arm caps are available in black, sable or dove.

## 54251ULG24 GLIDER, 24" SEAT, UPH ARM, URETHANE CAP, LONG SKIRT, LOCKING MECHANISM

W: 31.5" D: 30" H: 42" SW: 24" SD: 19.5" SH: 18.5" AH: 24.75" WT: 71 lb COM: 4.5 yd WT CAP: 350 lb

ZONE	B/COM	C	D	E	F	G	H	I	J	GENERAL INFORMATION
1	5243	5333	5419	5527	5707	5882	6062	6238	6418	MATERIAL: - MOIS. BARR: Included
2	5372	5462	5548	5656	5836	6011	6191	6367	6547	
3	5502	5592	5678	5786	5966	6141	6321	6497	6677	
4	5631	5721	5807	5915	6095	6270	6450	6626	6806	

Urethane arm caps are available in black, sable or dove.



GR- Glider range from forward point to rear point is 41"

CR- Clearance required when placed against a wall is 7"

**Specify:**

- Product Number
- Wood Finish
- Urethane Cap Color
- Fabric Vendor, Pattern and Color

See pages 16 & 17 for material and finish options.

# Versant Sleep Chairs



## 54841W24 SLEEP CHAIR, 24" SEAT, WOOD CAP

W: 32.5" D: 39" H: 31.25" SW: 24" SD: 21.75" SH: 17.5" AH: 24.5" WT: 130 lb COM: 6.75 yd WT CAP: 600 lb

ZONE	B/COM	C	D	E	F	G	H	I	J	GENERAL INFORMATION
1	7820	7955	8083	8245	8515	8779	9049	9312	9582	MATERIAL: Maple
2	8013	8148	8276	8438	8708	8972	9242	9505	9775	MOIS. BARR: Included
3	8206	8341	8469	8631	8901	9165	9435	9698	9968	
4	8398	8533	8661	8823	9093	9357	9627	9890	10160	

Versant sleep chairs are wallsavers designed with 0" clearance required to open the sleep surface if placed against a wall. Casters are standard. Glides are available at no upcharge.

## 54841W30 SLEEP CHAIR, 30" SEAT, WOOD CAP

W: 38.5" D: 39" H: 31.25" SW: 30" SD: 21.75" SH: 17.5" AH: 24.5" WT: 148 lb COM: 9.5 yd WT CAP: 600 lb

ZONE	B/COM	C	D	E	F	G	H	I	J	GENERAL INFORMATION
1	8452	8642	8823	9051	9431	9801	10181	10552	10932	MATERIAL: Maple
2	8660	8850	9031	9259	9639	10009	10389	10760	11140	MOIS. BARR: Included
3	8867	9057	9238	9466	9846	10216	10596	10967	11347	
4	9074	9264	9445	9673	10053	10423	10803	11174	11554	

Versant sleep chairs are wallsavers designed with 0" clearance required to open the sleep surface if placed against a wall. Casters are standard. Glides are available at no upcharge.

## 54841W48 SLEEP CHAIR, 48" SEAT, WOOD CAP

W: 56.5" D: 39" H: 31.25" SW: 48" SD: 21.75" SH: 17.5" AH: 24.5" WT: 202 lb COM: 10 yd WT CAP: 600 lb

ZONE	B/COM	C	D	E	F	G	H	I	J	GENERAL INFORMATION
1	9670	9870	10060	10300	10700	11090	11490	11880	12280	MATERIAL: Maple
2	9908	10108	10298	10538	10938	11328	11728	12118	12518	MOIS. BARR: Included
3	10146	10346	10536	10776	11176	11566	11966	12356	12756	
4	10383	10583	10773	11013	11413	11803	12203	12593	12993	

Versant sleep chairs are wallsavers designed with 0" clearance required to open the sleep surface if placed against a wall. Casters are standard. Glides are available at no upcharge.



## 54841U24 SLEEP CHAIR, 24" SEAT, URETHANE CAP

W: 32.5" D: 39" H: 31.25" SW: 24" SD: 21.75" SH: 17.5" AH: 24.5" WT: 133 lb COM: 6.75 yd WT CAP: 600 lb

ZONE	B/COM	C	D	E	F	G	H	I	J	GENERAL INFORMATION
1	7820	7955	8083	8245	8515	8779	9049	9312	9582	MATERIAL: -
2	8013	8148	8276	8438	8708	8972	9242	9505	9775	MOIS. BARR: Included
3	8206	8341	8469	8631	8901	9165	9435	9698	9968	
4	8398	8533	8661	8823	9093	9357	9627	9890	10160	

Versant sleep chairs are wallsavers designed with 0" clearance required to open the sleep surface if placed against a wall. Casters are standard. Glides are available at no upcharge. Urethane arm caps are available in black, sable or dove.

## 54841U30 SLEEP CHAIR, 30" SEAT, URETHANE CAP

W: 38.5" D: 39" H: 31.25" SW: 30" SD: 21.75" SH: 17.5" AH: 24.5" WT: 151 lb COM: 9.5 yd WT CAP: 600 lb

ZONE	B/COM	C	D	E	F	G	H	I	J	GENERAL INFORMATION
1	8452	8642	8823	9051	9431	9801	10181	10552	10932	MATERIAL: -
2	8660	8850	9031	9259	9639	10009	10389	10760	11140	MOIS. BARR: Included
3	8867	9057	9238	9466	9846	10216	10596	10967	11347	
4	9074	9264	9445	9673	10053	10423	10803	11174	11554	

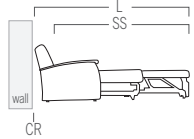
Versant sleep chairs are wallsavers designed with 0" clearance required to open the sleep surface if placed against a wall. Casters are standard. Glides are available at no upcharge. Urethane arm caps are available in black, sable or dove.

## 54841U48 SLEEP CHAIR, 48" SEAT, URETHANE CAP

W: 56.5" D: 39" H: 31.25" SW: 48" SD: 21.75" SH: 17.5" AH: 24.5" WT: 205 lb COM: 10 yd WT CAP: 600 lb

ZONE	B/COM	C	D	E	F	G	H	I	J	GENERAL INFORMATION
1	9670	9870	10060	10300	10700	11090	11490	11880	12280	MATERIAL: -
2	9908	10108	10298	10538	10938	11328	11728	12118	12518	MOIS. BARR: Included
3	10146	10346	10536	10776	11176	11566	11966	12356	12756	
4	10383	10583	10773	11013	11413	11803	12203	12593	12993	

Versant sleep chairs are wallsavers designed with 0" clearance required to open the sleep surface if placed against a wall. Casters are standard. Glides are available at no upcharge. Urethane arm caps are available in black, sable or dove.



SS- Sleep surface 77"

CR- Clearance required to open sleep surface when placed against a wall is 0"

L- Overall length is 92"

Specify:

- Product Number
- Wood Finish
- Urethane Cap Color
- Fabric Vendor, Pattern and Color

See pages 16 & 17 for material and finish options.

# Versant Sleep Chairs



## 54841WM24 SLEEP CHAIR, 24" SEAT, MODERN WOOD CAP

W: 32.5" D: 39" H: 31.25" SW: 24" SD: 21.75" SH: 17.5" AH: 24.5" WT: 130 lb COM: 6.75 yd WT CAP: 600 lb

ZONE	B/COM	C	D	E	F	G	H	I	J	GENERAL INFORMATION
1	7820	7955	8083	8245	8515	8779	9049	9312	9582	MATERIAL: Maple
2	8013	8148	8276	8438	8708	8972	9242	9505	9775	MOIS. BARR: Included
3	8206	8341	8469	8631	8901	9165	9435	9698	9968	
4	8398	8533	8661	8823	9093	9357	9627	9890	10160	

Versant sleep chairs are wallsavers designed with 0" clearance required to open the sleep surface if placed against a wall. Casters are standard. Glides are available at no upcharge.

## 54841WM30 SLEEP CHAIR, 30" SEAT, MODERN WOOD CAP

W: 38.5" D: 39" H: 31.25" SW: 30" SD: 21.75" SH: 17.5" AH: 24.5" WT: 148 lb COM: 9.5 yd WT CAP: 600 lb

ZONE	B/COM	C	D	E	F	G	H	I	J	GENERAL INFORMATION
1	8452	8642	8823	9051	9431	9801	10181	10552	10932	MATERIAL: Maple
2	8660	8850	9031	9259	9639	10009	10389	10760	11140	MOIS. BARR: Included
3	8867	9057	9238	9466	9846	10216	10596	10967	11347	
4	9074	9264	9445	9673	10053	10423	10803	11174	11554	

Versant sleep chairs are wallsavers designed with 0" clearance required to open the sleep surface if placed against a wall. Casters are standard. Glides are available at no upcharge.

## 54841WM48 SLEEP CHAIR, 48" SEAT, MODERN WOOD CAP

W: 56.5" D: 39" H: 31.25" SW: 48" SD: 21.75" SH: 17.5" AH: 24.5" WT: 202 lb COM: 10 yd WT CAP: 600 lb

ZONE	B/COM	C	D	E	F	G	H	I	J	GENERAL INFORMATION
1	9670	9870	10060	10300	10700	11090	11490	11880	12280	MATERIAL: Maple
2	9908	10108	10298	10538	10938	11328	11728	12118	12518	MOIS. BARR: Included
3	10146	10346	10536	10776	11176	11566	11966	12356	12756	
4	10383	10583	10773	11013	11413	11803	12203	12593	12993	

Versant sleep chairs are wallsavers designed with 0" clearance required to open the sleep surface if placed against a wall. Casters are standard. Glides are available at no upcharge.



## 54841UM24 SLEEP CHAIR, 24" SEAT, MODERN URETHANE CAP

W: 32.5" D: 39" H: 31.25" SW: 24" SD: 21.75" SH: 17.5" AH: 24.5" WT: 130 lb COM: 6.75 yd WT CAP: 600 lb

ZONE	B/COM	C	D	E	F	G	H	I	J	GENERAL INFORMATION
1	7820	7955	8083	8245	8515	8779	9049	9312	9582	MATERIAL: -
2	8013	8148	8276	8438	8708	8972	9242	9505	9775	MOIS. BARR: Included
3	8206	8341	8469	8631	8901	9165	9435	9698	9968	
4	8398	8533	8661	8823	9093	9357	9627	9890	10160	

Versant sleep chairs are wallsavers designed with 0" clearance required to open the sleep surface if placed against a wall. Casters are standard. Glides are available at no upcharge. Urethane arm caps are available in black, sable or dove.

## 54841UM30 SLEEP CHAIR, 30" SEAT, MODERN URETHANE CAP

W: 38.5" D: 39" H: 31.25" SW: 30" SD: 21.75" SH: 17.5" AH: 24.5" WT: 151 lb COM: 9.5 yd WT CAP: 600 lb

ZONE	B/COM	C	D	E	F	G	H	I	J	GENERAL INFORMATION
1	8452	8642	8823	9051	9431	9801	10181	10552	10932	MATERIAL: -
2	8660	8850	9031	9259	9639	10009	10389	10760	11140	MOIS. BARR: Included
3	8867	9057	9238	9466	9846	10216	10596	10967	11347	
4	9074	9264	9445	9673	10053	10423	10803	11174	11554	

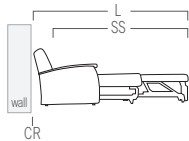
Versant sleep chairs are wallsavers designed with 0" clearance required to open the sleep surface if placed against a wall. Casters are standard. Glides are available at no upcharge. Urethane arm caps are available in black, sable or dove.

## 54841UM48 SLEEP CHAIR, 48" SEAT, MODERN URETHANE CAP

W: 56.5" D: 39" H: 31.25" SW: 48" SD: 21.75" SH: 17.5" AH: 24.5" WT: 205 lb COM: 10 yd WT CAP: 600 lb

ZONE	B/COM	C	D	E	F	G	H	I	J	GENERAL INFORMATION
1	9670	9870	10060	10300	10700	11090	11490	11880	12280	MATERIAL: -
2	9908	10108	10298	10538	10938	11328	11728	12118	12518	MOIS. BARR: Included
3	10146	10346	10536	10776	11176	11566	11966	12356	12756	
4	10383	10583	10773	11013	11413	11803	12203	12593	12993	

Versant sleep chairs are wallsavers designed with 0" clearance required to open the sleep surface if placed against a wall. Casters are standard. Glides are available at no upcharge. Urethane arm caps are available in black, sable or dove.



SS- Sleep surface 77"

CR- Clearance required to open sleep surface when placed against a wall is 0"

L- Overall length is 92"

Specify:

- Product Number
- Wood Finish
- Urethane Cap Color
- Fabric Vendor, Pattern and Color

See pages 16 & 17 for material and finish options.