

CLASSIC (FULL FRONT)



621 Series



621T Series

CUSTOM (SEAT CUSHION WITH BASE OPTIONS)



622 Series

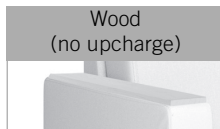


622T Series

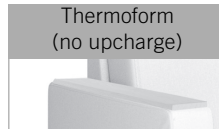
ARM CAP OPTIONS



Upholstered
(no upcharge)



Wood
(no upcharge)



Thermoform
(no upcharge)



Urethane
(no upcharge)

Specify black, sable or dove.



Solid Surface
\$296

Specify solid surface color.

LEG STYLES



Wood Leg
(standard)

There is no wood trim rail on custom models.



Metal Leg
\$448

Specify silver, black, bronze or gunmetal.



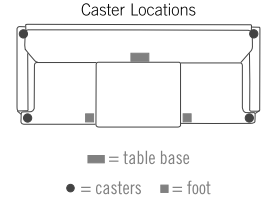
Plinth Base
\$448

Available on Classic models only.



Casters
\$484

For table models only, specify wood or metal center feet. Casters are intended to aid housekeeping staff with moving when cleaning.



BASE OPTIONS - FOR CUSTOM STYLES ONLY




Ottoman
\$961

Specify left or right and select wood or urethane handle (as facing).



Drawer - Fabric, Wood or Thermoform
\$385

Specify left, middle or right.



Blank Panel
Fabric
(no upcharge)

Specify left, middle or right.



Blank Panel
Wood or Thermoform
\$102

Specify left, middle or right.

POWER OPTIONS - FOR CLASSIC STYLE WITH TABLE AND CUSTOM STYLE WITH TABLE ONLY



7700001 USB/120V
Outlet \$723

OR



7700002 120V/120V
Outlet \$610



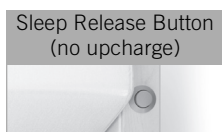
USB/120V Double
Outlet \$1446



120V/120V Double
Outlet \$1220

Available in black or silver. Usable cord length is 9'. Please get facility approval on power options before ordering. Specify right, left, or both. Power units are UL Listed Tamper Resistant outlets.

SLEEP SURFACE OPTIONS



Sleep Release Button
(no upcharge)

Specify dark bronze, light grey or black. Specify right or left (right is default unless otherwise specified).

TABLE OPTIONS

Thermoform Table Top
(no upcharge)



Specify thermoform color.

Solid Surface Table Top



Specify solid surface color.

63"	\$617
66"	\$825
69"	\$1043
72"	\$1173
75"	\$1489
78"	\$1589

Wood Column Skirt
Cap (no upcharge)



Specify wood finish.

Thermoform Column
Skirt Cap (no upcharge)



Specify thermoform color.

Solid Surface Skirt Cap



Specify solid surface color.

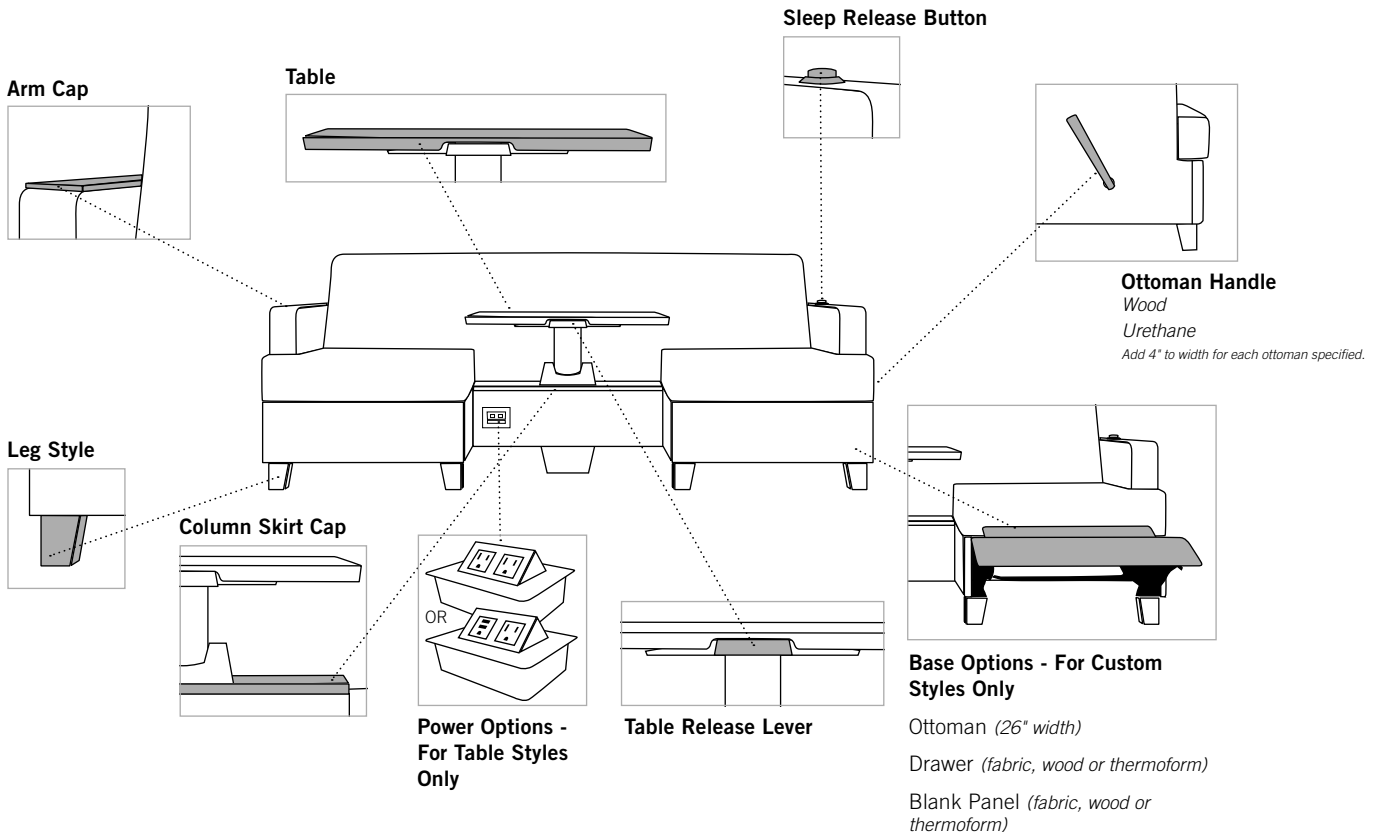
63"	\$231
66"	\$304
69"	\$307
72"	\$307
75"	\$379
78"	\$379

Table Release Lever
(no upcharge)




Specify silver, black,
bronze or gunmetal.

OPTIONS LEGEND



sleepToo® Classic



62166 SLEEP SOFA, CLASSIC FRONT, 66" SLEEP SURFACE

W: 74" D: 34" H: 33" SW: 66" SD: 21.5" SH: 18.5" AH: 24.5" WT: 172 lb COM: 8 yd WT CAP: 750 lb

ZONE	B/COM	C	D	E	F	G	H	I	J	GENERAL INFORMATION
1	8292	8436	8612	8804	9092	9380	9660	9948	10228	MATERIAL: Maple MOIS. BARR: Included CA TB133: \$495
2	8497	8641	8817	9009	9297	9585	9865	10153	10433	
3	8702	8846	9022	9214	9502	9790	10070	10358	10638	
4	8907	9051	9227	9419	9707	9995	10275	10563	10843	

62169 SLEEP SOFA, CLASSIC FRONT, 69" SLEEP SURFACE

W: 77" D: 34" H: 33" SW: 69" SD: 21.5" SH: 18.5" AH: 24.5" WT: 178 lb COM: 8 yd WT CAP: 750 lb

ZONE	B/COM	C	D	E	F	G	H	I	J	GENERAL INFORMATION
1	8401	8545	8721	8913	9201	9489	9769	10057	10337	MATERIAL: Maple MOIS. BARR: Included CA TB133: \$495
2	8609	8753	8929	9121	9409	9697	9977	10265	10545	
3	8816	8960	9136	9328	9616	9904	10184	10472	10752	
4	9024	9168	9344	9536	9824	10112	10392	10680	10960	

62172 SLEEP SOFA, CLASSIC FRONT, 72" SLEEP SURFACE

W: 80" D: 34" H: 33" SW: 72" SD: 21.5" SH: 18.5" AH: 24.5" WT: 184 lb COM: 8 yd WT CAP: 750 lb

ZONE	B/COM	C	D	E	F	G	H	I	J	GENERAL INFORMATION
1	8520	8664	8840	9032	9320	9608	9888	10176	10456	MATERIAL: Maple MOIS. BARR: Included CA TB133: \$495
2	8731	8875	9051	9243	9531	9819	10099	10387	10667	
3	8941	9085	9261	9453	9741	10029	10309	10597	10877	
4	9152	9296	9472	9664	9952	10240	10520	10808	11088	

62175 SLEEP SOFA, CLASSIC FRONT, 75" SLEEP SURFACE

W: 83" D: 34" H: 33" SW: 75" SD: 21.5" SH: 18.5" AH: 24.5" WT: 190 lb COM: 8 yd WT CAP: 750 lb

ZONE	B/COM	C	D	E	F	G	H	I	J	GENERAL INFORMATION
1	8629	8773	8949	9141	9429	9717	9997	10285	10565	MATERIAL: Maple MOIS. BARR: Included CA TB133: \$495
2	8842	8986	9162	9354	9642	9930	10210	10498	10778	
3	9056	9200	9376	9568	9856	10144	10424	10712	10992	
4	9269	9413	9589	9781	10069	10357	10637	10925	11205	

62178 SLEEP SOFA, CLASSIC FRONT, 78" SLEEP SURFACE

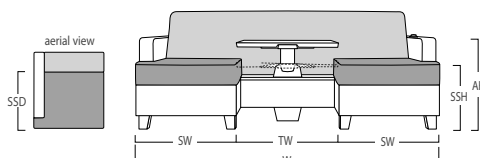
W: 86" D: 34" H: 33" SW: 78" SD: 21.5" SH: 18.5" AH: 24.5" WT: 196 lb COM: 8 yd WT CAP: 750 lb

ZONE	B/COM	C	D	E	F	G	H	I	J	GENERAL INFORMATION
1	8745	8889	9065	9257	9545	9833	10113	10401	10681	MATERIAL: Maple MOIS. BARR: Included CA TB133: \$495
2	8961	9105	9281	9473	9761	10049	10329	10617	10897	
3	9177	9321	9497	9689	9977	10265	10545	10833	11113	
4	9394	9538	9714	9906	10194	10482	10762	11050	11330	

Specify:

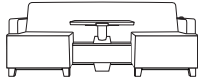
- Product Number
- Wood Finish
- Urethane Color
- Fabric Vendor, Pattern and Color
- Thermoform Finish
- Metal Finish
- Arm Cap Style
- Leg Style
- Sleep Release Button (Left or Right, Color and Location)
- USB/Power Option

See pages 16 & 17 for material and finish options.



SSH- Sleep surface height 25"
SSD- Sleep surface depth 30"
SH- Seat height
SW- Seat width
W- Overall width
Add 4" to overall width for each ottoman specified.

sleepToo® Classic with Table



62163T SLEEP SOFA, CLASSIC FRONT, WITH TABLE, 63" SLEEP SURFACE

W: 71" D: 34" H: 33" SW: 22.5" SD: 21.5" SH: 18.5" AH: 24.5" WT: 211 lb COM: 7.75 yd WT CAP: 750 lb

ZONE	B/COM	C	D	E	F	G	H	I	J	GENERAL INFORMATION
1	10927	11067	11237	11423	11702	11981	12252	12531	12803	MATERIAL: Maple MOIS. BARR: Included CA TB133: \$465
2	11198	11338	11508	11694	11973	12252	12523	12802	13074	
3	11469	11609	11779	11965	12244	12523	12794	13073	13345	
4	11740	11880	12050	12236	12515	12794	13065	13344	13616	

Power is not available on 63" model.

62166T SLEEP SOFA, CLASSIC FRONT, WITH TABLE, 66" SLEEP SURFACE

W: 74" D: 34" H: 33" SW: 22.5" SD: 21.5" SH: 18.5" AH: 24.5" WT: 216 lb COM: 7.75 yd WT CAP: 750 lb

ZONE	B/COM	C	D	E	F	G	H	I	J	GENERAL INFORMATION
1	11283	11423	11593	11779	12058	12337	12608	12887	13159	MATERIAL: Maple MOIS. BARR: Included CA TB133: \$465
2	11563	11703	11873	12059	12338	12617	12888	13167	13439	
3	11843	11983	12153	12339	12618	12897	13168	13447	13719	
4	12122	12262	12432	12618	12897	13176	13447	13726	13998	

62169T SLEEP SOFA, CLASSIC FRONT, WITH TABLE, 69" SLEEP SURFACE

W: 77" D: 34" H: 33" SW: 22.5" SD: 21.5" SH: 18.5" AH: 24.5" WT: 221 lb COM: 7.75 yd WT CAP: 750 lb

ZONE	B/COM	C	D	E	F	G	H	I	J	GENERAL INFORMATION
1	11397	11537	11707	11893	12172	12451	12722	13001	13273	MATERIAL: Maple MOIS. BARR: Included CA TB133: \$465
2	11680	11820	11990	12176	12455	12734	13005	13284	13556	
3	11962	12102	12272	12458	12737	13016	13287	13566	13838	
4	12245	12385	12555	12741	13020	13299	13570	13849	14121	

62172T SLEEP SOFA, CLASSIC FRONT, WITH TABLE, 72" SLEEP SURFACE

W: 80" D: 34" H: 33" SW: 22.5" SD: 21.5" SH: 18.5" AH: 24.5" WT: 226 lb COM: 7.75 yd WT CAP: 750 lb

ZONE	B/COM	C	D	E	F	G	H	I	J	GENERAL INFORMATION
1	11516	11656	11826	12012	12291	12570	12841	13120	13392	MATERIAL: Maple MOIS. BARR: Included CA TB133: \$465
2	11802	11942	12112	12298	12577	12856	13127	13406	13678	
3	12087	12227	12397	12583	12862	13141	13412	13691	13963	
4	12373	12513	12683	12869	13148	13427	13698	13977	14249	

62175T SLEEP SOFA, CLASSIC FRONT, WITH TABLE, 75" SLEEP SURFACE

W: 83" D: 34" H: 33" SW: 22.5" SD: 21.5" SH: 18.5" AH: 24.5" WT: 231 lb COM: 7.75 yd WT CAP: 750 lb

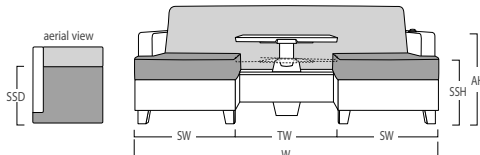
ZONE	B/COM	C	D	E	F	G	H	I	J	GENERAL INFORMATION
1	11630	11770	11940	12126	12405	12684	12955	13234	13506	MATERIAL: Maple MOIS. BARR: Included CA TB133: \$465
2	11918	12058	12228	12414	12693	12972	13243	13522	13794	
3	12207	12347	12517	12703	12982	13261	13532	13811	14083	
4	12495	12635	12805	12991	13270	13549	13820	14099	14371	

62178T SLEEP SOFA, CLASSIC FRONT, WITH TABLE, 78" SLEEP SURFACE

W: 86" D: 34" H: 33" SW: 22.5" SD: 21.5" SH: 18.5" AH: 24.5" WT: 236 lb COM: 7.75 yd WT CAP: 750 lb

ZONE	B/COM	C	D	E	F	G	H	I	J	GENERAL INFORMATION
1	11752	11892	12062	12248	12527	12806	13077	13356	13628	MATERIAL: Maple MOIS. BARR: Included CA TB133: \$465
2	12043	12183	12353	12539	12818	13097	13368	13647	13919	
3	12335	12475	12645	12831	13110	13389	13660	13939	14211	
4	12626	12766	12936	13122	13401	13680	13951	14230	14502	

- Specify:
- Product Number
 - Wood Finish
 - Urethane Color
 - Fabric Vendor, Pattern and Color
 - Thermoform Finish
 - Metal Finish
 - Arm Cap Style
 - Leg Style
 - Sleep Release Button (Left or Right, Color and Location)
 - USB/Power Option
- See pages 16 & 17 for material and finish options.



SSH- Sleep surface height 25"
SSD- Sleep surface depth 30"
SH- Seat height
SW- Seat width
W- Overall width
Add 4" to overall width for each ottoman specified.

sleepToo® Custom



62266 SLEEP SOFA, CUSTOM FRONT, 66" SLEEP SURFACE

W: 74" D: 34" H: 33" SW: 66" SD: 21.5" SH: 18.5" AH: 24.5" WT: 174 lb COM: 9 yd WT CAP: 750 lb

ZONE	B/COM	C	D	E	F	G	H	I	J	GENERAL INFORMATION
1	8314	8476	8674	8890	9214	9538	9853	10177	10492	MATERIAL: Maple
2	8519	8681	8879	9095	9419	9743	10058	10382	10697	MOIS. BARR: Included
3	8724	8886	9084	9300	9624	9948	10263	10587	10902	CA TB133: \$555
4	8929	9091	9289	9505	9829	10153	10468	10792	11107	

62269 SLEEP SOFA, CUSTOM FRONT, 69" SLEEP SURFACE

W: 77" D: 34" H: 33" SW: 69" SD: 21.5" SH: 18.5" AH: 24.5" WT: 180 lb COM: 9 yd WT CAP: 750 lb

ZONE	B/COM	C	D	E	F	G	H	I	J	GENERAL INFORMATION
1	8431	8593	8791	9007	9331	9655	9970	10294	10609	MATERIAL: Maple
2	8639	8801	8999	9215	9539	9863	10178	10502	10817	MOIS. BARR: Included
3	8847	9009	9207	9423	9747	10071	10386	10710	11025	CA TB133: \$555
4	9055	9217	9415	9631	9955	10279	10594	10918	11233	

62272 SLEEP SOFA, CUSTOM FRONT, 72" SLEEP SURFACE

W: 80" D: 34" H: 33" SW: 72" SD: 21.5" SH: 18.5" AH: 24.5" WT: 186 lb COM: 9 yd WT CAP: 750 lb

ZONE	B/COM	C	D	E	F	G	H	I	J	GENERAL INFORMATION
1	8542	8704	8902	9118	9442	9766	10081	10405	10720	MATERIAL: Maple
2	8753	8915	9113	9329	9653	9977	10292	10616	10931	MOIS. BARR: Included
3	8964	9126	9324	9540	9864	10188	10503	10827	11142	CA TB133: \$555
4	9175	9337	9535	9751	10075	10399	10714	11038	11353	

62275 SLEEP SOFA, CUSTOM FRONT, 75" SLEEP SURFACE

W: 83" D: 34" H: 33" SW: 75" SD: 21.5" SH: 18.5" AH: 24.5" WT: 192 lb COM: 9 yd WT CAP: 750 lb

ZONE	B/COM	C	D	E	F	G	H	I	J	GENERAL INFORMATION
1	8656	8818	9016	9232	9556	9880	10195	10519	10834	MATERIAL: Maple
2	8870	9032	9230	9446	9770	10094	10409	10733	11048	MOIS. BARR: Included
3	9083	9245	9443	9659	9983	10307	10622	10946	11261	CA TB133: \$555
4	9297	9459	9657	9873	10197	10521	10836	11160	11475	

62278 SLEEP SOFA, CUSTOM FRONT, 78" SLEEP SURFACE

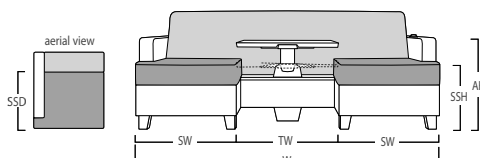
W: 86" D: 34" H: 33" SW: 78" SD: 21.5" SH: 18.5" AH: 24.5" WT: 198 lb COM: 9 yd WT CAP: 750 lb

ZONE	B/COM	C	D	E	F	G	H	I	J	GENERAL INFORMATION
1	8768	8930	9128	9344	9668	9992	10307	10631	10946	MATERIAL: Maple
2	8984	9146	9344	9560	9884	10208	10523	10847	11162	MOIS. BARR: Included
3	9201	9363	9561	9777	10101	10425	10740	11064	11379	CA TB133: \$555
4	9418	9580	9778	9994	10318	10642	10957	11281	11596	

Specify:

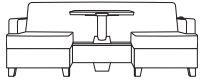
- Product Number
- Wood Finish
- Urethane Color
- Fabric Vendor, Pattern and Color
- Thermoform Finish
- Metal Finish
- Arm Cap Style
- Leg Style
- Sleep Release Button (Left or Right, Color and Location)
- USB/Power Option

See pages 16 & 17 for material and finish options.



SSH- Sleep surface height 25"
 SSD- Sleep surface depth 30"
 SH- Seat height
 SW- Seat width
 W- Overall width
 Add 4" to overall width for each ottoman specified.

sleepToo® Custom with Table



62263T SLEEP SOFA, CUSTOM FRONT, WITH TABLE, 63" SLEEP SURFACE

W: 71" D: 34" H: 33" SW: 22.5" SD: 21.5" SH: 18.5" AH: 24.5" WT: 215 lb COM: 8.75 yd WT CAP: 750 lb

ZONE	B/COM	C	D	E	F	G	H	I	J	GENERAL INFORMATION
1	10939	11097	11289	11499	11814	12129	12435	12750	13057	MATERIAL: Maple MOIS. BARR: Included CA TB133: \$525
2	11210	11368	11560	11770	12085	12400	12706	13021	13328	
3	11481	11639	11831	12041	12356	12671	12977	13292	13599	
4	11752	11910	12102	12312	12627	12942	13248	13563	13870	

Power is not available on 63" model.

62266T SLEEP SOFA, CUSTOM FRONT, WITH TABLE, 66" SLEEP SURFACE

W: 74" D: 34" H: 33" SW: 22.5" SD: 21.5" SH: 18.5" AH: 24.5" WT: 220 lb COM: 8.75 yd WT CAP: 750 lb

ZONE	B/COM	C	D	E	F	G	H	I	J	GENERAL INFORMATION
1	11299	11457	11649	11859	12174	12489	12795	13110	13417	MATERIAL: Maple MOIS. BARR: Included CA TB133: \$525
2	11579	11737	11929	12139	12454	12769	13075	13390	13697	
3	11859	12017	12209	12419	12734	13049	13355	13670	13977	
4	12139	12297	12489	12699	13014	13329	13635	13950	14257	

62269T SLEEP SOFA, CUSTOM FRONT, WITH TABLE, 69" SLEEP SURFACE

W: 77" D: 34" H: 33" SW: 22.5" SD: 21.5" SH: 18.5" AH: 24.5" WT: 225 lb COM: 8.75 yd WT CAP: 750 lb

ZONE	B/COM	C	D	E	F	G	H	I	J	GENERAL INFORMATION
1	11420	11578	11770	11980	12295	12610	12916	13231	13538	MATERIAL: Maple MOIS. BARR: Included CA TB133: \$525
2	11703	11861	12053	12263	12578	12893	13199	13514	13821	
3	11986	12144	12336	12546	12861	13176	13482	13797	14104	
4	12269	12427	12619	12829	13144	13459	13765	14080	14387	

62272T SLEEP SOFA, CUSTOM FRONT, WITH TABLE, 72" SLEEP SURFACE

W: 80" D: 34" H: 33" SW: 22.5" SD: 21.5" SH: 18.5" AH: 24.5" WT: 230 lb COM: 8.75 yd WT CAP: 750 lb

ZONE	B/COM	C	D	E	F	G	H	I	J	GENERAL INFORMATION
1	11534	11692	11884	12094	12409	12724	13030	13345	13652	MATERIAL: Maple MOIS. BARR: Included CA TB133: \$525
2	11820	11978	12170	12380	12695	13010	13316	13631	13938	
3	12105	12263	12455	12665	12980	13295	13601	13916	14223	
4	12391	12549	12741	12951	13266	13581	13887	14202	14509	

62275T SLEEP SOFA, CUSTOM FRONT, WITH TABLE, 75" SLEEP SURFACE

W: 83" D: 34" H: 33" SW: 22.5" SD: 21.5" SH: 18.5" AH: 24.5" WT: 235 lb COM: 8.75 yd WT CAP: 750 lb

ZONE	B/COM	C	D	E	F	G	H	I	J	GENERAL INFORMATION
1	11652	11810	12002	12212	12527	12842	13148	13463	13770	MATERIAL: Maple MOIS. BARR: Included CA TB133: \$525
2	11941	12099	12291	12501	12816	13131	13437	13752	14059	
3	12229	12387	12579	12789	13104	13419	13725	14040	14347	
4	12518	12676	12868	13078	13393	13708	14014	14329	14636	

Specify:

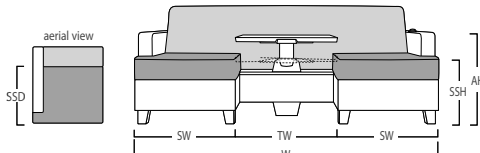
- Product Number
- Wood Finish
- Urethane Color
- Fabric Vendor, Pattern and Color
- Thermoform Finish
- Metal Finish
- Arm Cap Style
- Leg Style
- Sleep Release Button (Left or Right, Color and Location)
- USB/Power Option

See pages 16 & 17 for material and finish options.

62278T SLEEP SOFA, CUSTOM FRONT, WITH TABLE, 78" SLEEP SURFACE

W: 86" D: 34" H: 33" SW: 22.5" SD: 21.5" SH: 18.5" AH: 24.5" WT: 240 lb COM: 8.75 yd WT CAP: 750 lb

ZONE	B/COM	C	D	E	F	G	H	I	J	GENERAL INFORMATION
1	11771	11929	12121	12331	12646	12961	13267	13582	13889	MATERIAL: Maple MOIS. BARR: Included CA TB133: \$525
2	12063	12221	12413	12623	12938	13253	13559	13874	14181	
3	12354	12512	12704	12914	13229	13544	13850	14165	14472	
4	12646	12804	12996	13206	13521	13836	14142	14457	14764	



SSH- Sleep surface height 25"
SSD- Sleep surface depth 30"
SH- Seat height
SW- Seat width
W- Overall width
Add 4" to overall width for each ottoman specified.