

Look Book

WIELAND
healthcare

contents

Wieland story4
sustainability6
renewability7

patient spaces

sleep sofas
 allay® sleep sofa 10
 sleepToo® sleep sofa 14
 soul sleep sofa + mate 18
recliners
 amari recliner 22
 accord™ recliner 26
 cove recliner 30
sleep chairs
 accord™ sleep chair 32
 capital 33
 versant 33
gliders
 capital 34
 versant 35
motion chairs
 monroe 36
 trace 37
 hale 37
patient chairs
 hale 38
 trace 39
 monroe 39
 canton 39
 cove 39
guest
 perk + SmartRail 40
 plyfold + SmartRail 41
bariatric
 trace 42
 hale 43
 canton 43
 monroe 43
 upland 43
 link 43
 cove recliner 43
 accord™ recliner 43

lounge & waiting

seating
 latitude 46
 hale 48
 canton 50
 cove 51
 trace 52
 monroe 54
 link 55
 upland 56
 rally 58
benches
 hale 60
 latitude 61
easy access chairs
 trace 62
 hale 63
 canton 63
 upland 63
 cove orthopedic recliner 63
 accord™ orthopedic recliner 63
occasional tables
 dune 64
 sprout 65
 fuse 65
 trace 65
 canton 65
 amigo 65
 monroe 66
 4700 series 67
 trumpet & disc 67
 drum & cube 67

dining & admin

chairs
 upland 70
 delta 71
 plylok 71
 trey-g 71

| | |
|--------------|----|
| stools | |
| upland | 72 |
| pose | 73 |
| plylok | 73 |

| | |
|----------------------|----|
| tables | |
| tubular | 74 |
| fuse..... | 75 |
| trumpet & disc | 75 |

chapel seating

| | |
|---------------------|----|
| chairs and kneelers | |
| oaklok | 78 |
| vantage..... | 79 |
| unity..... | 79 |
| plylok | 79 |
| platforms | |
| chancel | 80 |



m o r e
t h a n
f u r n i t u r e





Throughout Wieland's long history, we've spent valuable time with patient advocates, clinicians, facility engineers, environmental services, healthcare designers and dealers to learn, educate and be reminded that we aren't *just* furniture.

The healthcare industry is complex with diverse groups of people, products and equipment that keep operations moving and patients *healing*.

While patient chairs, sleep sofas, and recliners on the surface don't appear to have an impact on hospitals and clinics, the products Wieland manufactures are essential in bringing comfort, functionality and rehabilitation to all that enter each space.

We've observed as physicians sit on our sleep sofas while coaching family members and encouraging their patients. We've seen loved ones tote personal belongings to create a sense of home away from home. And, we've witnessed nurses empathize with patients while they recover from surgery in our recliners.

The products that we build and the spaces that we furnish provide lasting value and are fundamental to

moving patient care forward.

sustainability



Sustainable design includes responsible resourcing, continued recycling and enhancing existing internal processes. Compliance with the latest environmental laws and regulations is a natural by-product of our long-term commitment to our customers. We actively seek to conserve, recycle, and act with respect toward our environment.

- 100% of steel, foam, wood, plastic, and corrugated packaging used is either recycled or repurposed
- 90% of the fabrics offered are environmentally-conscious products
- 70% of supplies come from within a 500 mile radius of NW Ohio and NE Indiana
- All furniture is designed to be easily renewed, maximizing the useful lifespan of the product

greenguard®



GREENGUARD Certification ensures that a product has met some of the world's most rigorous and comprehensive standards for low emissions of volatile organic compounds (VOCs) into indoor air.

Indoor air quality (IAQ) is closely tied to health, and is an important concern in homes, schools, healthcare environments and commercial spaces. VOC emissions from building materials and furnishings is a major source of indoor air pollution. GREENGUARD Certification provides manufacturers with credible tools to verify and promote their sustainability efforts.

GREENGUARD Certification has been widely adopted as a trusted standard for low-emitting products, and has been the basis for the LEED credit for low emitting furniture since 2002.

BIFMA e3 level®



Wieland is proud to demonstrate a commitment to the environment, and to both the quality and performance of products through BIFMA e3 LEVEL testing and certification. Most customers demand that goods be manufactured to meet requirements for quality. And many consumers are also insisting that processes be Safe, Clean and Environmentally friendly or Sustainable.

The program helps manufacturers gain understanding on the social impact of their furniture products. LEVEL takes into account the manufacturing, facility, and organizational impacts at all levels before granting any certification.

BIFMA LEVEL is the furniture industry's standard by which companies like Wieland can demonstrate to our customers that we are good corporate citizens. It proves that Wieland is environmentally sound regarding sustainable woods, chemicals and hazardous waste, and efficient regarding materials and energy. All of Wieland's products are LEVEL Certified.

construction

our methods make it easy to access components; often with one simple tool.

fabrics

the fabric covers are held securely in place with hook and loop closures and are easily removed for cleaning or replacement on-site.

wood

an interior frame constructed of various plywoods, providing more stability than ordinary solid hardwood that can crack over time.

finishes

our wood finish is a 2-part polyurethane coating that provides superior durability and holds up to harsh healthcare cleaning protocols. Alternative materials include solid surface, urethane, thermoform and metal powder coat, offered in many colors.

foam

only the highest quality, high-density foams are used and are covered under warranty – no exceptions.

moisture barrier

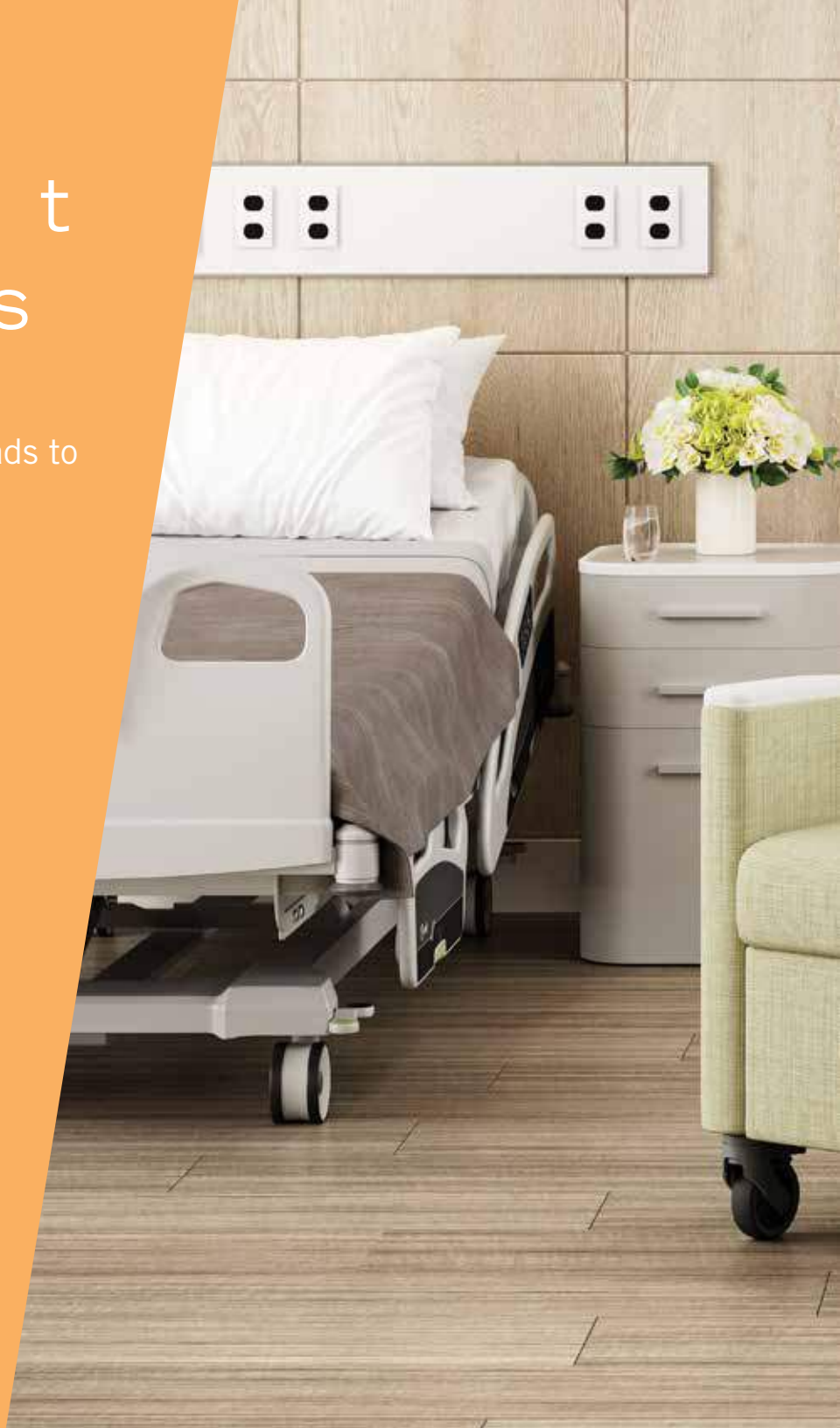
a pliable, laminated waterproof membrane adds protection from liquid damage – spot cleaning becomes a simple task.

taking renewability to a whole new level

p a t i e n t s p a c e s

patient empowerment leads to
positive healing experiences.

Reducing stress by accomodating
visitors and providing a comfortable
environment leads to higher
satisfaction. Incorporating an
“attention-to-detail” approach to
anticipate and support patients needs
contributes to their overall wellbeing.





sleep sofas | recliners | sleep chairs | gliders | motion chairs | patient chairs | guest | bariatric



allay[®] sleep sofa



sleep sofas | recliners | sleep chairs | gliders | motion chairs | patient chairs | guest | bariatric



allay® sleep sofa

- ergonomic comfort, intuitive and easily cleanable
- now available in a slim depth version
- innovative options like ottomans, table arm and a trundle bed offer families a unique experience

US Patent Numbers D739,664 and 9,314,104

wielandhealthcare.com



casters



trundle bed



table arm



storage



clean out



ottomans

sleep sofas | recliners | sleep chairs | gliders | motion chairs | patient chairs | guest | bariatric



sleepToo® sleep sofa

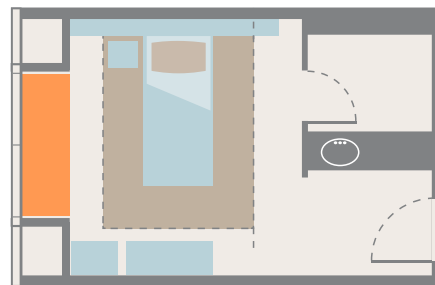


sleep sofas | recliners | sleep chairs | gliders | motion chairs | patient chairs | guest | bariatric



sleepToo® sleep sofa

- families remain close, while still feeling at home
- designed to encourage caregiver involvement in the healing process
- innovative table, ottoman, drawers and sleep surface makes the most of the family zone



- Family Zone - sleepToo sofa
- Caregiver Zone
- Patient Zone - wardrobes, bedside table, patient chair

sleep sofas | recliners | sleep chairs | gliders | motion chairs | patient chairs | guest | bariatric



soul sleep sofa + mate



NIGHTINGALE
AWARDS
2022



Innovation Award



sleep sofas | recliners | sleep chairs | gliders | motion chairs | patient chairs | guest | bariatric



soul sleep sofa + mate

- slim, modern aesthetic maximizes daylight in the patient room
- An innovative folding mechanism captures two additional inches of sleep surface, providing a slimmer overall depth
- Multifunctional soul mate lets loved ones sit bedside



sleep sofas | *recliners* | *sleep chairs* | *gliders* | *motion chairs* | *patient chairs* | *guest* | *bariatric*



amari recliner



sleep sofas | *refiners* | sleep chairs | gliders | motion chairs | patient chairs | guest | bariatric



amari recliner

- simplicity of design makes components easy to replace on site
- small footprint reserves space for necessary equipment
- hard surfaces are easy to wipe down and impervious to most healthcare cleaners





sleep sofas | *refiners* | sleep chairs | gliders | motion chairs | patient chairs | guest | bariatric



accord™ recliner


US Patents 9,668,579; D805,003; 9,532,656; 9,649,881, 9,884,514



safe



intuitive



one-step transfer



clean



nurse friendly

sleep sofas | *refiners* | sleep chairs | gliders | motion chairs | patient chairs | guest | bariatric



accord™ recliner

- a wide range of options and flexible design allows for various configurations, enabling nurses to provide optimal care with ease
- patient well-being is exemplified by features like heat and massage therapy, designed to enhance patient comfort and reduce stress





fold-down table



heat + massage



headrest



footrest



sleep assist bar



flip table

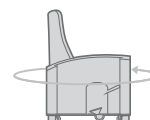


COVE recliner

- unique Trac-Rite casters, zero-turn radius and central brake assure effortless movement in and out of the patient room
- options like the retractable footrest, recessed flip table and transfer arm all work together to provide a better patient experience



in-line caster rotation






flip table



footrest



removable seat



bumper guards



sleep sofas | *refiners* | sleep chairs | gliders | motion chairs | patient chairs | guest | bariatric



accord™ sleep chair

- easy one-step conversion to sleep surface
- offered in two sizes



capital sleep chair



- small footprint
- easy one-step conversion

versant sleep chair



- 3 positions – sit, lounge and sleep
- offered in three widths



sleep sofas | recliners | *sleep chairs* | gliders | motion chairs | patient chairs | guest | bariatric



capital glider

- encourages proper nose-over-toes weight distribution
- arm height supports natural position of nursing or holding an infant





versant glider



- hidden mechanism promotes safety
- optional long skirt available
- fully renewable



sleep sofas | recliners | sleep chairs | *gliders* | motion chairs | patient chairs | guest | bariatric



monroe flex back

- gentle movement soothes and relaxes



trace motion chair



- both collections available in bariatric widths
- both offered with tip back caster option



hale motion chair

sleep sofas | recliners | sleep chairs | gliders | *motion chairs* | patient chairs | guest | bariatric



hale patient chair

- available in 21" and 30" seat widths
- solid surface, thermoform, and wood cap options
- available with optional tip-back casters



trace patient chair

- metal or wood frame
- two widths offered
- optional tip-back casters



canton patient chair

- wood, urethane and solid surface arm cap options
- aluminum or wood side rails



monroe patient chair

- urethane arm caps are available
- vertical cleanout incorporated into the design for easy cleaning



cove patient chair

- designed to accommodate bariatric weight capacities up to 750 lbs.
- crumbs and debris fall to the floor with generous vertical cleanout





perk + SmartRail

- engineered resin material adds to the chair's strength and cleanability
- durable and ergonomically comfortable ancillary seating solution
- 400 lb. weight capacity

plyfold + SmartRail

- contoured seat and back
- the SmartRail offers a convenient storage solution



sleep sofas | recliners | sleep chairs | gliders | motion chairs | patient chairs | *quest* | bariatric



trace collection

- 750 lb. weight capacity

Rated for *bariatric* capacities



hale collection

◦ 750 lb. weight capacity



canton collection

◦ 750 lb. weight capacity



monroe collection

◦ 750 lb. weight capacity



upland collection

◦ 500 lb. weight capacity



link collection

◦ 750 lb. weight capacity



cove + accord™ recliners

◦ 500 lb. weight capacity



sleep sofas | recliners | sleep chairs | gliders | motion chairs | patient chairs | guest | *bariatric*

lounge & waiting

The patient and family journey shapes
the *overall* experience.

Many of life's biggest moments happen after much anticipation and waiting. Because of this, waiting is an important component of overall patient and family satisfaction within healthcare systems. To improve the experience, waiting room and lounge seating should accommodate diverse postures, behaviors and levels of privacy.





seating | benches | easy access chairs | occasional tables



latitude collection

- sleek metal frame with a tall, elegant leg
- slightly domed seats offer superior comfort
- generous vertical clean out and open base makes cleaning more efficient for EVS staff



seating | benches | easy access chairs | occasional tables



hale collection

- spanner tables offer convenient place for personal belongings
- powder coated metal frame for easy cleaning
- generous vertical cleanout



seating | benches | easy access chairs | occasional tables



canton collection

- guests remain comfortable with generous seat depth
- metal frame in slim oval profile
- customize with aluminum or wood side rails





COVE collection

- perfectly suited for healthcare applications



seating | benches | easy access chairs | occasional tables



trace collection

- metal frame with elliptical profile adds elegance
- wood frame offers a mid-century modern aesthetic
- tapered arm cap design



seating | benches | easy access chairs | occasional tables



monroe collection

- a timeless, modern design helps families feel at home
- metal-to-metal seat connection adds durability





link collection

- raised plinth under seat for easy cleaning
- nylon arm cap is standard
- plybent wood frame adds durability



gangs in a snap, literally!



seating | benches | easy access chairs | occasional tables



upland collection

- multiple seat and back material combinations available
- poly seats, made from thick molded urethane, offer unparalleled durability and comfort



stacking



wood back option



seating | benches | easy access chairs | occasional tables



rally collection

- completely versatile for flexible comfort
- interchangeable arm, foot and back styles



armless

embrace arm

indulge
arm

aspire
arm

compose
arm




seating | benches | easy access chairs | occasional tables



hale benches

- powder coated metal frame for easy cleanability
- low bench arm aids in egress
- 550 lb. weight capacity





latitude benches

- linear platform-based design reduces leg locations
- center table offered on two-seat bench
- 750 lb. weight capacity

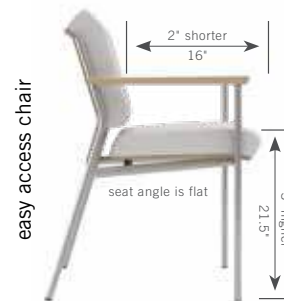


seating | *benches* | easy access chairs | occasional tables



trace easy access

- seat height is 3" higher than standard chairs
- seat depth is 2" shorter than standard chairs
- seat angle is flat





hale easy access



canton easy access

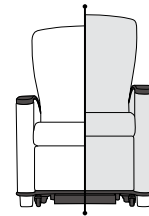


upland easy access



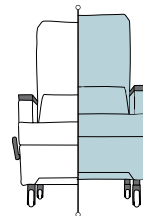
cove orthopedic height

- 21" seat height minimizes effort to stand or sit



accord™ orthopedic height

- 21" seat height minimizes effort to stand or sit





dune collection

- choose the modern metal leg or mixed media wood leg with a metal bracket to create just the right feel for the space
- laminate tops are offered in square, rectangular or round



fuse collection

- 18" and 29" heights available
- laminate tops with several edge styles



trace collection

- end and coffee tables available
- solid surface, thermoform, laminate or veneer tops offered



canton collection

- end tables and coffee tables offered in round, square and rectangle shapes



amigo collection

- pairs seamlessly with the Allay sleep sofa



sprout collection

- kid-scale furniture designed to create a place to play



seating | benches | easy access chairs | occasional tables



monroe collection

- distinctive wood frame design
- variety of freestanding and modular tables



4700 collection

- durable, powder coated metal legs make this design perfect to withstand wear and tear



trumpet + disc collection

- 18" and 29" height available in a variety of shapes and sizes
- laminate tops with several edge styles and two stylish base colors



drum + cube collection

- available in 16", 18", 20" and 22" heights with a durable laminate surface
- optional aluminum kickplate



dining & admin

Spaces that nourish and
also foster effectiveness.

Supporting loved ones by “being there” at their side during any healthcare journey can be stressful for family members. By offering amenities to help them feel comfortable and at home, the goal is to help calm and soothe the nerves. To dampen the worry, productive staff areas help maintain a high quality of care. Spaces to dine, spaces to work or just spaces to be alone to reflect is imperative to enhancing the experience.





chairs | stools | tables



upland collection

- multiple seat and back options for re-imagined support spaces for employees



delta collection

- arm or armless, casters or glides—varying options creates unique experiences



plylok collection

- arm chairs, sledbase, wood seat and multiple back styles available



trey-g collection

- one-of-a-kind ergonomic task chair





upland stools

- bar and counter stools offered in an array of possibilities

pose stools



- bar and counter heights offered
- several frame colors

plylok stools



- comfortable, durable and space-efficient
- removable components for easy cleaning or replacement on-site

chairs | *stools* | tables



tubular collection

- countless possibilities with 4 base styles and 7 top shapes
- flip tops, glides, casters and seam connectors add the finishing touches





fuse collection

- a variety of shapes and sizes, finishes and edge styles
- choose from 18" and 29" heights



trumpet + disc collection

- create a unique cafeteria space with round or square tops in 18" or 29" heights



chairs | stools | *tables*

chapel seating

Spaces to foster *spiritual*
strength give families solace.

An important task for healthcare architectural teams is to design environments for loved ones who might be praying, grieving or reflecting—and help them feel at peace during challenging times.

Wieland has the distinct ability to offer a range of chapel products that come from our roots as a provider of worship furniture. This resource is a perfect complement to our patient room expertise.





chairs and kneelers | platforms



oaklok collection

- clean, straight lines make these chairs perfectly suited for healthcare chapel settings



vantage collection

- arm or armless, beautifully crafted for chapel spaces



unity collection

- a flexible and comfortable solution for spiritual healing



plylok collection

- arm chairs, sledbase, wood seat and multiple back styles available





chancel collection

- traditional, gothic, colonial, or custom styles available



product lookbook



888.WIELAND
wielandhealthcare.com

