

Versant Glider



54151WG20 GLIDER, 20" SEAT, UPH ARM, WOOD CAP, SHORT SKIRT

W: 27.5" D: 30" H: 42" SW: 20" SD: 19.5" SH: 18.5" AH: 24.75" WT: 63 lb COM: 4 yd WT CAP: 350 lb

ZONE	B/COM	C	D	E	F	G	H	I	J	GENERAL INFORMATION
1	4301	4381	4457	4553	4713	4869	5029	5185	5345	MATERIAL: Maple
2	4407	4487	4563	4659	4819	4975	5135	5291	5451	MOIS. BARR: Included
3	4513	4593	4669	4765	4925	5081	5241	5397	5557	
4	4619	4699	4775	4871	5031	5187	5347	5503	5663	

54151WG22 GLIDER, 22" SEAT, UPH ARM, WOOD CAP, SHORT SKIRT

W: 29.5" D: 30" H: 42" SW: 22" SD: 19.5" SH: 18.5" AH: 24.75" WT: 66 lb COM: 4 yd WT CAP: 350 lb

ZONE	B/COM	C	D	E	F	G	H	I	J	GENERAL INFORMATION
1	4477	4557	4633	4729	4889	5045	5205	5361	5521	MATERIAL: Maple
2	4587	4667	4743	4839	4999	5155	5315	5471	5631	MOIS. BARR: Included
3	4698	4778	4854	4950	5110	5266	5426	5582	5742	
4	4808	4888	4964	5060	5220	5376	5536	5692	5852	

54151WG24 GLIDER, 24" SEAT, UPH ARM, WOOD CAP, SHORT SKIRT

W: 31.5" D: 30" H: 42" SW: 24" SD: 19.5" SH: 18.5" AH: 24.75" WT: 69 lb COM: 4.25 yd WT CAP: 350 lb

ZONE	B/COM	C	D	E	F	G	H	I	J	GENERAL INFORMATION
1	4670	4755	4836	4938	5108	5274	5444	5609	5779	MATERIAL: Maple
2	4785	4870	4951	5053	5223	5389	5559	5724	5894	MOIS. BARR: Included
3	4900	4985	5066	5168	5338	5504	5674	5839	6009	
4	5015	5100	5181	5283	5453	5619	5789	5954	6124	



54151UG20 GLIDER, 20" SEAT, UPH ARM, URETHANE CAP, SHORT SKIRT

W: 27.5" D: 30" H: 42" SW: 20" SD: 19.5" SH: 18.5" AH: 24.75" WT: 63 lb COM: 4 yd WT CAP: 350 lb

ZONE	B/COM	C	D	E	F	G	H	I	J	GENERAL INFORMATION
1	4301	4381	4457	4553	4713	4869	5029	5185	5345	MATERIAL: -
2	4407	4487	4563	4659	4819	4975	5135	5291	5451	MOIS. BARR: Included
3	4513	4593	4669	4765	4925	5081	5241	5397	5557	
4	4619	4699	4775	4871	5031	5187	5347	5503	5663	

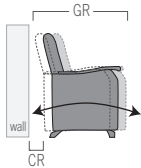
Urethane arm caps are available in black, sable or dove.

54151UG22 GLIDER, 22" SEAT, UPH ARM, URETHANE CAP, SHORT SKIRT

W: 29.5" D: 30" H: 42" SW: 22" SD: 19.5" SH: 18.5" AH: 24.75" WT: 66 lb COM: 4 yd WT CAP: 350 lb

ZONE	B/COM	C	D	E	F	G	H	I	J	GENERAL INFORMATION
1	4477	4557	4633	4729	4889	5045	5205	5361	5521	MATERIAL: -
2	4587	4667	4743	4839	4999	5155	5315	5471	5631	MOIS. BARR: Included
3	4698	4778	4854	4950	5110	5266	5426	5582	5742	
4	4808	4888	4964	5060	5220	5376	5536	5692	5852	

Urethane arm caps are available in black, sable or dove.



GR- Glider range from forward point to rear point is 41"

CR- Clearance required when placed against a wall is 7"

54151UG24 GLIDER, 24" SEAT, UPH ARM, URETHANE CAP, SHORT SKIRT

W: 31.5" D: 30" H: 42" SW: 24" SD: 19.5" SH: 18.5" AH: 24.75" WT: 69 lb COM: 4.25 yd WT CAP: 350 lb

ZONE	B/COM	C	D	E	F	G	H	I	J	GENERAL INFORMATION
1	4670	4755	4836	4938	5108	5274	5444	5609	5779	MATERIAL: -
2	4785	4870	4951	5053	5223	5389	5559	5724	5894	MOIS. BARR: Included
3	4900	4985	5066	5168	5338	5504	5674	5839	6009	
4	5015	5100	5181	5283	5453	5619	5789	5954	6124	

Urethane arm caps are available in black, sable or dove.

- Specify:
- Product Number
 - Wood Finish
 - Urethane Cap Color
 - Fabric Vendor, Pattern and Color

See pages 16 & 17 for material and finish options.

Versant Glider



54151WLG20 GLIDER, 20" SEAT, UPH ARM, WOOD CAP, SHORT SKIRT, LOCKING MECHANISM

W: 27.5" D: 30" H: 42" SW: 20" SD: 19.5" SH: 18.5" AH: 24.75" WT: 65 lb COM: 4 yd WT CAP: 350 lb

ZONE	B/COM	C	D	E	F	G	H	I	J	GENERAL INFORMATION
1	4574	4654	4730	4826	4986	5142	5302	5458	5618	MATERIAL: Maple
2	4687	4767	4843	4939	5099	5255	5415	5571	5731	MOIS. BARR: Included
3	4800	4880	4956	5052	5212	5368	5528	5684	5844	
4	4912	4992	5068	5164	5324	5480	5640	5796	5956	

54151WLG22 GLIDER, 22" SEAT, UPH ARM, WOOD CAP, SHORT SKIRT, LOCKING MECHANISM

W: 29.5" D: 30" H: 42" SW: 22" SD: 19.5" SH: 18.5" AH: 24.75" WT: 68 lb COM: 4 yd WT CAP: 350 lb

ZONE	B/COM	C	D	E	F	G	H	I	J	GENERAL INFORMATION
1	4764	4844	4920	5016	5176	5332	5492	5648	5808	MATERIAL: Maple
2	4882	4962	5038	5134	5294	5450	5610	5766	5926	MOIS. BARR: Included
3	4999	5079	5155	5251	5411	5567	5727	5883	6043	
4	5116	5196	5272	5368	5528	5684	5844	6000	6160	

54151WLG24 GLIDER, 24" SEAT, UPH ARM, WOOD CAP, SHORT SKIRT, LOCKING MECHANISM

W: 31.5" D: 30" H: 42" SW: 24" SD: 19.5" SH: 18.5" AH: 24.75" WT: 71 lb COM: 4.25 yd WT CAP: 350 lb

ZONE	B/COM	C	D	E	F	G	H	I	J	GENERAL INFORMATION
1	4969	5054	5135	5237	5407	5573	5743	5908	6078	MATERIAL: Maple
2	5092	5177	5258	5360	5530	5696	5866	6031	6201	MOIS. BARR: Included
3	5214	5299	5380	5482	5652	5818	5988	6153	6323	
4	5337	5422	5503	5605	5775	5941	6111	6276	6446	



54151ULG20 GLIDER, 20" SEAT, UPH ARM, URETHANE CAP, SHORT SKIRT, LOCKING MECHANISM

W: 27.5" D: 30" H: 42" SW: 20" SD: 19.5" SH: 18.5" AH: 24.75" WT: 65 lb COM: 4 yd WT CAP: 350 lb

ZONE	B/COM	C	D	E	F	G	H	I	J	GENERAL INFORMATION
1	4574	4654	4730	4826	4986	5142	5302	5458	5618	MATERIAL: -
2	4687	4767	4843	4939	5099	5255	5415	5571	5731	MOIS. BARR: Included
3	4800	4880	4956	5052	5212	5368	5528	5684	5844	
4	4912	4992	5068	5164	5324	5480	5640	5796	5956	

Urethane arm caps are available in black, sable or dove.

54151ULG22 GLIDER, 22" SEAT, UPH ARM, URETHANE CAP, SHORT SKIRT, LOCKING MECHANISM

W: 29.5" D: 30" H: 42" SW: 22" SD: 19.5" SH: 18.5" AH: 24.75" WT: 68 lb COM: 4 yd WT CAP: 350 lb

ZONE	B/COM	C	D	E	F	G	H	I	J	GENERAL INFORMATION
1	4764	4844	4920	5016	5176	5332	5492	5648	5808	MATERIAL: -
2	4882	4962	5038	5134	5294	5450	5610	5766	5926	MOIS. BARR: Included
3	4999	5079	5155	5251	5411	5567	5727	5883	6043	
4	5116	5196	5272	5368	5528	5684	5844	6000	6160	

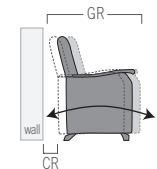
Urethane arm caps are available in black, sable or dove.

54151ULG24 GLIDER, 24" SEAT, UPH ARM, URETHANE CAP, SHORT SKIRT, LOCKING MECHANISM

W: 31.5" D: 30" H: 42" SW: 24" SD: 19.5" SH: 18.5" AH: 24.75" WT: 71 lb COM: 4.25 yd WT CAP: 350 lb

ZONE	B/COM	C	D	E	F	G	H	I	J	GENERAL INFORMATION
1	4969	5054	5135	5237	5407	5573	5743	5908	6078	MATERIAL: -
2	5092	5177	5258	5360	5530	5696	5866	6031	6201	MOIS. BARR: Included
3	5214	5299	5380	5482	5652	5818	5988	6153	6323	
4	5337	5422	5503	5605	5775	5941	6111	6276	6446	

Urethane arm caps are available in black, sable or dove.



GR- Glider range from forward point to rear point is 41"

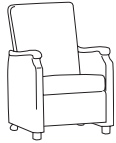
CR- Clearance required when placed against a wall is 7"

Specify:

- Product Number
- Wood Finish
- Urethane Cap Color
- Fabric Vendor, Pattern and Color

See pages 16 & 17 for material and finish options.

Versant Glider



54251WG20 GLIDER, 20" SEAT, UPH ARM, WOOD CAP, LONG SKIRT

W: 27.5" D: 30" H: 42" SW: 20" SD: 19.5" SH: 18.5" AH: 24.75" WT: 63 lb COM: 4 yd WT CAP: 350 lb

ZONE	B/COM	C	D	E	F	G	H	I	J	GENERAL INFORMATION
1	4365	4445	4521	4617	4777	4933	5093	5249	5409	MATERIAL: Maple
2	4473	4553	4629	4725	4885	5041	5201	5357	5517	MOIS. BARR: Included
3	4580	4660	4736	4832	4992	5148	5308	5464	5624	
4	4688	4768	4844	4940	5100	5256	5416	5572	5732	

54251WG22 GLIDER, 22" SEAT, UPH ARM, WOOD CAP, LONG SKIRT

W: 29.5" D: 30" H: 42" SW: 22" SD: 19.5" SH: 18.5" AH: 24.75" WT: 66 lb COM: 4.25 yd WT CAP: 350 lb

ZONE	B/COM	C	D	E	F	G	H	I	J	GENERAL INFORMATION
1	4549	4634	4715	4817	4987	5153	5323	5488	5658	MATERIAL: Maple
2	4661	4746	4827	4929	5099	5265	5435	5600	5770	MOIS. BARR: Included
3	4773	4858	4939	5041	5211	5377	5547	5712	5882	
4	4885	4970	5051	5153	5323	5489	5659	5824	5994	

54251WG24 GLIDER, 24" SEAT, UPH ARM, WOOD CAP, LONG SKIRT

W: 31.5" D: 30" H: 42" SW: 24" SD: 19.5" SH: 18.5" AH: 24.75" WT: 69 lb COM: 4.5 yd WT CAP: 350 lb

ZONE	B/COM	C	D	E	F	G	H	I	J	GENERAL INFORMATION
1	4743	4833	4919	5027	5207	5382	5562	5738	5918	MATERIAL: Maple
2	4860	4950	5036	5144	5324	5499	5679	5855	6035	MOIS. BARR: Included
3	4977	5067	5153	5261	5441	5616	5796	5972	6152	
4	5093	5183	5269	5377	5557	5732	5912	6088	6268	



54251UG20 GLIDER, 20" SEAT, UPH ARM, URETHANE CAP, LONG SKIRT

W: 27.5" D: 30" H: 42" SW: 20" SD: 19.5" SH: 18.5" AH: 24.75" WT: 63 lb COM: 4 yd WT CAP: 350 lb

ZONE	B/COM	C	D	E	F	G	H	I	J	GENERAL INFORMATION
1	4365	4445	4521	4617	4777	4933	5093	5249	5409	MATERIAL: -
2	4473	4553	4629	4725	4885	5041	5201	5357	5517	MOIS. BARR: Included
3	4580	4660	4736	4832	4992	5148	5308	5464	5624	
4	4688	4768	4844	4940	5100	5256	5416	5572	5732	

Urethane arm caps are available in black, sable or dove.

54251UG22 GLIDER, 22" SEAT, UPH ARM, URETHANE CAP, LONG SKIRT

W: 29.5" D: 30" H: 42" SW: 22" SD: 19.5" SH: 18.5" AH: 24.75" WT: 66 lb COM: 4.25 yd WT CAP: 350 lb

ZONE	B/COM	C	D	E	F	G	H	I	J	GENERAL INFORMATION
1	4549	4634	4715	4817	4987	5153	5323	5488	5658	MATERIAL: -
2	4661	4746	4827	4929	5099	5265	5435	5600	5770	MOIS. BARR: Included
3	4773	4858	4939	5041	5211	5377	5547	5712	5882	
4	4885	4970	5051	5153	5323	5489	5659	5824	5994	

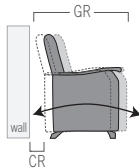
Urethane arm caps are available in black, sable or dove.

54251UG24 GLIDER, 24" SEAT, UPH ARM, URETHANE CAP, LONG SKIRT

W: 31.5" D: 30" H: 42" SW: 24" SD: 19.5" SH: 18.5" AH: 24.75" WT: 69 lb COM: 4.5 yd WT CAP: 350 lb

ZONE	B/COM	C	D	E	F	G	H	I	J	GENERAL INFORMATION
1	4743	4833	4919	5027	5207	5382	5562	5738	5918	MATERIAL: -
2	4860	4950	5036	5144	5324	5499	5679	5855	6035	MOIS. BARR: Included
3	4977	5067	5153	5261	5441	5616	5796	5972	6152	
4	5093	5183	5269	5377	5557	5732	5912	6088	6268	

Urethane arm caps are available in black, sable or dove.



GR- Glider range from forward point to rear point is 41"

CR- Clearance required when placed against a wall is 7"

Specify:

- Product Number
- Wood Finish
- Urethane Cap Color
- Fabric Vendor, Pattern and Color

See pages 16 & 17 for material and finish options.

Versant Glider



54251WLG20 GLIDER, 20" SEAT, UPH ARM, WOOD CAP, LONG SKIRT, LOCKING MECHANISM

W: 27.5" D: 30" H: 42" SW: 20" SD: 19.5" SH: 18.5" AH: 24.75" WT: 65 lb COM: 4 yd WT CAP: 350 lb

ZONE	B/COM	C	D	E	F	G	H	I	J	GENERAL INFORMATION
1	4640	4720	4796	4892	5052	5208	5368	5524	5684	MATERIAL: Maple
2	4754	4834	4910	5006	5166	5322	5482	5638	5798	MOIS. BARR: Included
3	4869	4949	5025	5121	5281	5437	5597	5753	5913	
4	4983	5063	5139	5235	5395	5551	5711	5867	6027	

54251WLG22 GLIDER, 22" SEAT, UPH ARM, WOOD CAP, LONG SKIRT, LOCKING MECHANISM

W: 29.5" D: 30" H: 42" SW: 22" SD: 19.5" SH: 18.5" AH: 24.75" WT: 68 lb COM: 4.25 yd WT CAP: 350 lb

ZONE	B/COM	C	D	E	F	G	H	I	J	GENERAL INFORMATION
1	4836	4921	5002	5104	5274	5440	5610	5775	5945	MATERIAL: Maple
2	4955	5040	5121	5223	5393	5559	5729	5894	6064	MOIS. BARR: Included
3	5074	5159	5240	5342	5512	5678	5848	6013	6183	
4	5194	5279	5360	5462	5632	5798	5968	6133	6303	

54251WLG24 GLIDER, 24" SEAT, UPH ARM, WOOD CAP, LONG SKIRT, LOCKING MECHANISM

W: 31.5" D: 30" H: 42" SW: 24" SD: 19.5" SH: 18.5" AH: 24.75" WT: 71 lb COM: 4.5 yd WT CAP: 350 lb

ZONE	B/COM	C	D	E	F	G	H	I	J	GENERAL INFORMATION
1	5044	5134	5220	5328	5508	5683	5863	6039	6219	MATERIAL: Maple
2	5168	5258	5344	5452	5632	5807	5987	6163	6343	MOIS. BARR: Included
3	5293	5383	5469	5577	5757	5932	6112	6288	6468	
4	5417	5507	5593	5701	5881	6056	6236	6412	6592	



54251ULG20 GLIDER, 20" SEAT, UPH ARM, URETHANE CAP, LONG SKIRT, LOCKING MECHANISM

W: 27.5" D: 30" H: 42" SW: 20" SD: 19.5" SH: 18.5" AH: 24.75" WT: 65 lb COM: 4 yd WT CAP: 350 lb

ZONE	B/COM	C	D	E	F	G	H	I	J	GENERAL INFORMATION
1	4640	4720	4796	4892	5052	5208	5368	5524	5684	MATERIAL: -
2	4754	4834	4910	5006	5166	5322	5482	5638	5798	MOIS. BARR: Included
3	4869	4949	5025	5121	5281	5437	5597	5753	5913	
4	4983	5063	5139	5235	5395	5551	5711	5867	6027	

Urethane arm caps are available in black, sable or dove.

54251ULG22 GLIDER, 22" SEAT, UPH ARM, URETHANE CAP, LONG SKIRT, LOCKING MECHANISM

W: 29.5" D: 30" H: 42" SW: 22" SD: 19.5" SH: 18.5" AH: 24.75" WT: 68 lb COM: 4.25 yd WT CAP: 350 lb

ZONE	B/COM	C	D	E	F	G	H	I	J	GENERAL INFORMATION
1	4836	4921	5002	5104	5274	5440	5610	5775	5945	MATERIAL: -
2	4955	5040	5121	5223	5393	5559	5729	5894	6064	MOIS. BARR: Included
3	5074	5159	5240	5342	5512	5678	5848	6013	6183	
4	5194	5279	5360	5462	5632	5798	5968	6133	6303	

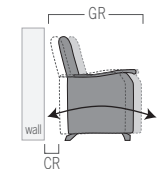
Urethane arm caps are available in black, sable or dove.

54251ULG24 GLIDER, 24" SEAT, UPH ARM, URETHANE CAP, LONG SKIRT, LOCKING MECHANISM

W: 31.5" D: 30" H: 42" SW: 24" SD: 19.5" SH: 18.5" AH: 24.75" WT: 71 lb COM: 4.5 yd WT CAP: 350 lb

ZONE	B/COM	C	D	E	F	G	H	I	J	GENERAL INFORMATION
1	5044	5134	5220	5328	5508	5683	5863	6039	6219	MATERIAL: -
2	5168	5258	5344	5452	5632	5807	5987	6163	6343	MOIS. BARR: Included
3	5293	5383	5469	5577	5757	5932	6112	6288	6468	
4	5417	5507	5593	5701	5881	6056	6236	6412	6592	

Urethane arm caps are available in black, sable or dove.



GR- Glider range from forward point to rear point is 41"

CR- Clearance required when placed against a wall is 7"

Specify:

- Product Number
- Wood Finish
- Urethane Cap Color
- Fabric Vendor, Pattern and Color

See pages 16 & 17 for material and finish options.

Versant Sleep Chairs



54841W24 SLEEP CHAIR, 24" SEAT, WOOD CAP

W: 32.5" D: 39" H: 31.25" SW: 24" SD: 21.75" SH: 17.5" AH: 24.5" WT: 130 lb COM: 6.75 yd WT CAP: 600 lb

ZONE	B/COM	C	D	E	F	G	H	I	J	GENERAL INFORMATION
1	7523	7658	7786	7948	8218	8482	8752	9015	9285	MATERIAL: Maple
2	7708	7843	7971	8133	8403	8667	8937	9200	9470	MOIS. BARR: Included
3	7894	8029	8157	8319	8589	8853	9123	9386	9656	
4	8079	8214	8342	8504	8774	9038	9308	9571	9841	

Versant sleep chairs are wallsavers designed with 0" clearance required to open the sleep surface if placed against a wall. Casters are standard. Glides are available at no upcharge.

54841W30 SLEEP CHAIR, 30" SEAT, WOOD CAP

W: 38.5" D: 39" H: 31.25" SW: 30" SD: 21.75" SH: 17.5" AH: 24.5" WT: 148 lb COM: 9.5 yd WT CAP: 600 lb

ZONE	B/COM	C	D	E	F	G	H	I	J	GENERAL INFORMATION
1	8133	8323	8504	8732	9112	9482	9862	10233	10613	MATERIAL: Maple
2	8333	8523	8704	8932	9312	9682	10062	10433	10813	MOIS. BARR: Included
3	8532	8722	8903	9131	9511	9881	10261	10632	11012	
4	8732	8922	9103	9331	9711	10081	10461	10832	11212	

Versant sleep chairs are wallsavers designed with 0" clearance required to open the sleep surface if placed against a wall. Casters are standard. Glides are available at no upcharge.

54841W48 SLEEP CHAIR, 48" SEAT, WOOD CAP

W: 56.5" D: 39" H: 31.25" SW: 48" SD: 21.75" SH: 17.5" AH: 24.5" WT: 202 lb COM: 10 yd WT CAP: 600 lb

ZONE	B/COM	C	D	E	F	G	H	I	J	GENERAL INFORMATION
1	9304	9504	9694	9934	10334	10724	11124	11514	11914	MATERIAL: Maple
2	9533	9733	9923	10163	10563	10953	11353	11743	12143	MOIS. BARR: Included
3	9761	9961	10151	10391	10791	11181	11581	11971	12371	
4	9990	10190	10380	10620	11020	11410	11810	12200	12600	

Versant sleep chairs are wallsavers designed with 0" clearance required to open the sleep surface if placed against a wall. Casters are standard. Glides are available at no upcharge.



54841U24 SLEEP CHAIR, 24" SEAT, URETHANE CAP

W: 32.5" D: 39" H: 31.25" SW: 24" SD: 21.75" SH: 17.5" AH: 24.5" WT: 133 lb COM: 6.75 yd WT CAP: 600 lb

ZONE	B/COM	C	D	E	F	G	H	I	J	GENERAL INFORMATION
1	7523	7658	7786	7948	8218	8482	8752	9015	9285	MATERIAL: -
2	7708	7843	7971	8133	8403	8667	8937	9200	9470	MOIS. BARR: Included
3	7894	8029	8157	8319	8589	8853	9123	9386	9656	
4	8079	8214	8342	8504	8774	9038	9308	9571	9841	

Versant sleep chairs are wallsavers designed with 0" clearance required to open the sleep surface if placed against a wall. Casters are standard. Glides are available at no upcharge. Urethane arm caps are available in black, sable or dove.

54841U30 SLEEP CHAIR, 30" SEAT, URETHANE CAP

W: 38.5" D: 39" H: 31.25" SW: 30" SD: 21.75" SH: 17.5" AH: 24.5" WT: 151 lb COM: 9.5 yd WT CAP: 600 lb

ZONE	B/COM	C	D	E	F	G	H	I	J	GENERAL INFORMATION
1	8133	8323	8504	8732	9112	9482	9862	10233	10613	MATERIAL: -
2	8333	8523	8704	8932	9312	9682	10062	10433	10813	MOIS. BARR: Included
3	8532	8722	8903	9131	9511	9881	10261	10632	11012	
4	8732	8922	9103	9331	9711	10081	10461	10832	11212	

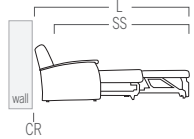
Versant sleep chairs are wallsavers designed with 0" clearance required to open the sleep surface if placed against a wall. Casters are standard. Glides are available at no upcharge. Urethane arm caps are available in black, sable or dove.

54841U48 SLEEP CHAIR, 48" SEAT, URETHANE CAP

W: 56.5" D: 39" H: 31.25" SW: 48" SD: 21.75" SH: 17.5" AH: 24.5" WT: 205 lb COM: 10 yd WT CAP: 600 lb

ZONE	B/COM	C	D	E	F	G	H	I	J	GENERAL INFORMATION
1	9304	9504	9694	9934	10334	10724	11124	11514	11914	MATERIAL: -
2	9533	9733	9923	10163	10563	10953	11353	11743	12143	MOIS. BARR: Included
3	9761	9961	10151	10391	10791	11181	11581	11971	12371	
4	9990	10190	10380	10620	11020	11410	11810	12200	12600	

Versant sleep chairs are wallsavers designed with 0" clearance required to open the sleep surface if placed against a wall. Casters are standard. Glides are available at no upcharge. Urethane arm caps are available in black, sable or dove.



SS- Sleep surface 77"

CR- Clearance required to open sleep surface when placed against a wall is 0"

L- Overall length is 92"

Specify:

- Product Number
- Wood Finish
- Urethane Cap Color
- Fabric Vendor, Pattern and Color

See pages 16 & 17 for material and finish options.

Versant Sleep Chairs



54841WM24 SLEEP CHAIR, 24" SEAT, MODERN WOOD CAP

W: 32.5" D: 39" H: 31.25" SW: 24" SD: 21.75" SH: 17.5" AH: 24.5" WT: 130 lb COM: 6.75 yd WT CAP: 600 lb

ZONE	B/COM	C	D	E	F	G	H	I	J	GENERAL INFORMATION
1	7523	7658	7786	7948	8218	8482	8752	9015	9285	MATERIAL: Maple
2	7708	7843	7971	8133	8403	8667	8937	9200	9470	MOIS. BARR: Included
3	7894	8029	8157	8319	8589	8853	9123	9386	9656	
4	8079	8214	8342	8504	8774	9038	9308	9571	9841	

Versant sleep chairs are wallsavers designed with 0" clearance required to open the sleep surface if placed against a wall. Casters are standard. Glides are available at no upcharge.

54841WM30 SLEEP CHAIR, 30" SEAT, MODERN WOOD CAP

W: 38.5" D: 39" H: 31.25" SW: 30" SD: 21.75" SH: 17.5" AH: 24.5" WT: 148 lb COM: 9.5 yd WT CAP: 600 lb

ZONE	B/COM	C	D	E	F	G	H	I	J	GENERAL INFORMATION
1	8133	8323	8504	8732	9112	9482	9862	10233	10613	MATERIAL: Maple
2	8333	8523	8704	8932	9312	9682	10062	10433	10813	MOIS. BARR: Included
3	8532	8722	8903	9131	9511	9881	10261	10632	11012	
4	8732	8922	9103	9331	9711	10081	10461	10832	11212	

Versant sleep chairs are wallsavers designed with 0" clearance required to open the sleep surface if placed against a wall. Casters are standard. Glides are available at no upcharge.

54841WM48 SLEEP CHAIR, 48" SEAT, MODERN WOOD CAP

W: 56.5" D: 39" H: 31.25" SW: 48" SD: 21.75" SH: 17.5" AH: 24.5" WT: 202 lb COM: 10 yd WT CAP: 600 lb

ZONE	B/COM	C	D	E	F	G	H	I	J	GENERAL INFORMATION
1	9304	9504	9694	9934	10334	10724	11124	11514	11914	MATERIAL: Maple
2	9533	9733	9923	10163	10563	10953	11353	11743	12143	MOIS. BARR: Included
3	9761	9961	10151	10391	10791	11181	11581	11971	12371	
4	9990	10190	10380	10620	11020	11410	11810	12200	12600	

Versant sleep chairs are wallsavers designed with 0" clearance required to open the sleep surface if placed against a wall. Casters are standard. Glides are available at no upcharge.



54841UM24 SLEEP CHAIR, 24" SEAT, MODERN URETHANE CAP

W: 32.5" D: 39" H: 31.25" SW: 24" SD: 21.75" SH: 17.5" AH: 24.5" WT: 130 lb COM: 6.75 yd WT CAP: 600 lb

ZONE	B/COM	C	D	E	F	G	H	I	J	GENERAL INFORMATION
1	7523	7658	7786	7948	8218	8482	8752	9015	9285	MATERIAL: -
2	7708	7843	7971	8133	8403	8667	8937	9200	9470	MOIS. BARR: Included
3	7894	8029	8157	8319	8589	8853	9123	9386	9656	
4	8079	8214	8342	8504	8774	9038	9308	9571	9841	

Versant sleep chairs are wallsavers designed with 0" clearance required to open the sleep surface if placed against a wall. Casters are standard. Glides are available at no upcharge. Urethane arm caps are available in black, sable or dove.

54841UM30 SLEEP CHAIR, 30" SEAT, MODERN URETHANE CAP

W: 38.5" D: 39" H: 31.25" SW: 30" SD: 21.75" SH: 17.5" AH: 24.5" WT: 151 lb COM: 9.5 yd WT CAP: 600 lb

ZONE	B/COM	C	D	E	F	G	H	I	J	GENERAL INFORMATION
1	8133	8323	8504	8732	9112	9482	9862	10233	10613	MATERIAL: -
2	8333	8523	8704	8932	9312	9682	10062	10433	10813	MOIS. BARR: Included
3	8532	8722	8903	9131	9511	9881	10261	10632	11012	
4	8732	8922	9103	9331	9711	10081	10461	10832	11212	

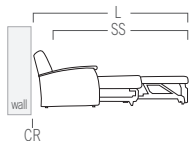
Versant sleep chairs are wallsavers designed with 0" clearance required to open the sleep surface if placed against a wall. Casters are standard. Glides are available at no upcharge. Urethane arm caps are available in black, sable or dove.

54841UM48 SLEEP CHAIR, 48" SEAT, MODERN URETHANE CAP

W: 56.5" D: 39" H: 31.25" SW: 48" SD: 21.75" SH: 17.5" AH: 24.5" WT: 205 lb COM: 10 yd WT CAP: 600 lb

ZONE	B/COM	C	D	E	F	G	H	I	J	GENERAL INFORMATION
1	9304	9504	9694	9934	10334	10724	11124	11514	11914	MATERIAL: -
2	9533	9733	9923	10163	10563	10953	11353	11743	12143	MOIS. BARR: Included
3	9761	9961	10151	10391	10791	11181	11581	11971	12371	
4	9990	10190	10380	10620	11020	11410	11810	12200	12600	

Versant sleep chairs are wallsavers designed with 0" clearance required to open the sleep surface if placed against a wall. Casters are standard. Glides are available at no upcharge. Urethane arm caps are available in black, sable or dove.



SS- Sleep surface 77"

CR- Clearance required to open sleep surface when placed against a wall is 0"

L- Overall length is 92"

Specify:

- Product Number
- Wood Finish
- Urethane Cap Color
- Fabric Vendor, Pattern and Color

See pages 16 & 17 for material and finish options.