

Versant Arm Chairs

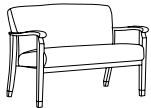


54411WB22 CHAIR, 22" SEAT, WOOD ARM, WOOD CAP

W: 26"	D: 28"	H: 33"	SW: 22"	SD: 20"	SH: 18.5"	AH: 25"	WT: 41 lb	COM: 2 yd	WT CAP: 550 lb	
ZONE	B/COM	C	D	E	F	G	H	I	J	GENERAL INFORMATION
1	2849	2885	2929	2977	3049	3121	3191	3263	3333	MATERIAL: Maple MOIS. BARR: Included CA TB133: \$120
2	2920	2956	3000	3048	3120	3192	3262	3334	3404	
3	2990	3026	3070	3118	3190	3262	3332	3404	3474	
4	3061	3097	3141	3189	3261	3333	3403	3475	3545	

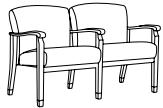
54411WB30 CHAIR, 30" SEAT, WOOD ARM, WOOD CAP

W: 34"	D: 28"	H: 33"	SW: 30"	SD: 20"	SH: 18.5"	AH: 25"	WT: 54 lb	COM: 2.75 yd	WT CAP: 750 lb	
ZONE	B/COM	C	D	E	F	G	H	I	J	GENERAL INFORMATION
1	3860	3910	3970	4036	4135	4234	4330	4429	4526	MATERIAL: Maple MOIS. BARR: Included CA TB133: \$165
2	3956	4006	4066	4132	4231	4330	4426	4525	4622	
3	4051	4101	4161	4227	4326	4425	4521	4620	4717	
4	4147	4197	4257	4323	4422	4521	4617	4716	4813	



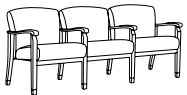
54411WB40 LOVESEAT, 40" SEAT, WOOD ARM, WOOD CAP

W: 44"	D: 28"	H: 33"	SW: 40"	SD: 20"	SH: 18.5"	AH: 25"	WT: 64 lb	COM: 2.75 yd	WT CAP: 750 lb	
ZONE	B/COM	C	D	E	F	G	H	I	J	GENERAL INFORMATION
1	4398	4448	4508	4574	4673	4772	4868	4967	5064	MATERIAL: Maple MOIS. BARR: Included CA TB133: \$165
2	4507	4557	4617	4683	4782	4881	4977	5076	5173	
3	4616	4666	4726	4792	4891	4990	5086	5185	5282	
4	4725	4775	4835	4901	5000	5099	5195	5294	5391	



54410-2TW 2 SEAT TANDEM, WOOD ARM, WOOD CAP

W: 51.5"	D: 28"	H: 33"	SW: 22"	SD: 20"	SH: 18.5"	AH: 25"	WT: 77 lb	COM: 3.5 yd	WT CAP: 550 lb	
ZONE	B/COM	C	D	E	F	G	H	I	J	GENERAL INFORMATION
1	5119	5182	5259	5343	5469	5595	5718	5844	5966	MATERIAL: Maple MOIS. BARR: Included CA TB133: \$210
2	5246	5309	5386	5470	5596	5722	5845	5971	6093	
3	5373	5436	5513	5597	5723	5849	5972	6098	6220	
4	5500	5563	5640	5724	5850	5976	6099	6225	6347	



54410-3TW 3 SEAT TANDEM, WOOD ARM, WOOD CAP

W: 76"	D: 28"	H: 33"	SW: 22"	SD: 20"	SH: 18.5"	AH: 25"	WT: 118 lb	COM: 5 yd	WT CAP: 550 lb	
ZONE	B/COM	C	D	E	F	G	H	I	J	GENERAL INFORMATION
1	7240	7330	7440	7560	7740	7920	8095	8275	8450	MATERIAL: Maple MOIS. BARR: Included CA TB133: \$300
2	7420	7510	7620	7740	7920	8100	8275	8455	8630	
3	7599	7689	7799	7919	8099	8279	8454	8634	8809	
4	7778	7868	7978	8098	8278	8458	8633	8813	8988	

Accessories



OPTIONAL PLASTIC FOOT

\$188 per Chair or Loveseat
\$282 per 2 Seat Tandem
\$376 per 3 Seat Tandem

Not available on wallsavers.

Specify:

- Product Number
- Wood Finish
- Fabric Vendor, Pattern and Color

See pages 16 & 17 for material and finish options.

Versant Arm Chairs



54411UB22 CHAIR, 22" SEAT, WOOD ARM, URETHANE CAP

W: 26" D: 28" H: 33" SW: 22" SD: 20" SH: 18.5" AH: 25" WT: 44 lb COM: 2 yd WT CAP: 550 lb

ZONE	B/COM	C	D	E	F	G	H	I	J	GENERAL INFORMATION
1	2849	2885	2929	2977	3049	3121	3191	3263	3333	MATERIAL: Maple MOIS. BARR: Included CA TB133: \$120
2	2920	2956	3000	3048	3120	3192	3262	3334	3404	
3	2990	3026	3070	3118	3190	3262	3332	3404	3474	
4	3061	3097	3141	3189	3261	3333	3403	3475	3545	

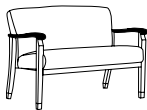
Urethane arm caps are available in black, sable or dove.

54411UB30 CHAIR, 30" SEAT, WOOD ARM, URETHANE CAP

W: 34" D: 28" H: 33" SW: 30" SD: 20" SH: 18.5" AH: 25" WT: 57 lb COM: 2.75 yd WT CAP: 750 lb

ZONE	B/COM	C	D	E	F	G	H	I	J	GENERAL INFORMATION
1	3860	3910	3970	4036	4135	4234	4330	4429	4526	MATERIAL: Maple MOIS. BARR: Included CA TB133: \$165
2	3956	4006	4066	4132	4231	4330	4426	4525	4622	
3	4051	4101	4161	4227	4326	4425	4521	4620	4717	
4	4147	4197	4257	4323	4422	4521	4617	4716	4813	

Urethane arm caps are available in black, sable or dove.

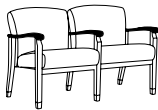


54411UB40 LOVESEAT, 40" SEAT, WOOD ARM, URETHANE CAP

W: 44" D: 28" H: 33" SW: 40" SD: 20" SH: 18.5" AH: 25" WT: 67 lb COM: 2.75 yd WT CAP: 750 lb

ZONE	B/COM	C	D	E	F	G	H	I	J	GENERAL INFORMATION
1	4398	4448	4508	4574	4673	4772	4868	4967	5064	MATERIAL: Maple MOIS. BARR: Included CA TB133: \$165
2	4507	4557	4617	4683	4782	4881	4977	5076	5173	
3	4616	4666	4726	4792	4891	4990	5086	5185	5282	
4	4725	4775	4835	4901	5000	5099	5195	5294	5391	

Urethane arm caps are available in black, sable or dove.



54410-2TU 2 SEAT TANDEM, WOOD ARM, URETHANE CAP

W: 51.5" D: 28" H: 33" SW: 22" SD: 20" SH: 18.5" AH: 25" WT: 81.5 lb COM: 3.5 yd WT CAP: 550 lb

ZONE	B/COM	C	D	E	F	G	H	I	J	GENERAL INFORMATION
1	5119	5182	5259	5343	5469	5595	5718	5844	5966	MATERIAL: Maple MOIS. BARR: Included CA TB133: \$210
2	5246	5309	5386	5470	5596	5722	5845	5971	6093	
3	5373	5436	5513	5597	5723	5849	5972	6098	6220	
4	5500	5563	5640	5724	5850	5976	6099	6225	6347	

Urethane arm caps are available in black, sable or dove.



54410-3TU 3 SEAT TANDEM, WOOD ARM, URETHANE CAP

W: 76" D: 28" H: 33" SW: 22" SD: 20" SH: 18.5" AH: 25" WT: 124 lb COM: 5 yd WT CAP: 550 lb

ZONE	B/COM	C	D	E	F	G	H	I	J	GENERAL INFORMATION
1	7240	7330	7440	7560	7740	7920	8095	8275	8450	MATERIAL: Maple MOIS. BARR: Included CA TB133: \$300
2	7420	7510	7620	7740	7920	8100	8275	8455	8630	
3	7599	7689	7799	7919	8099	8279	8454	8634	8809	
4	7778	7868	7978	8098	8278	8458	8633	8813	8988	

Urethane arm caps are available in black, sable or dove.

Accessories



OPTIONAL PLASTIC FOOT

\$188 per Chair or Loveseat
\$282 per 2 Seat Tandem
\$376 per 3 Seat Tandem

Not available on wallsavers.

Specify:

- Product Number
- Wood Finish
- Urethane Cap Color
- Fabric Vendor, Pattern and Color

See pages 16 & 17 for material and finish options.

Versant Wallsavers

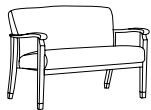


54711WB22 CHAIR, 22" SEAT, WALLSAVER WOOD ARM, WOOD CAP

W: 26"	D: 30"	H: 33"	SW: 22"	SD: 20"	SH: 18.5"	AH: 25"	WT: 41 lb	COM: 2 yd	WT CAP: 550 lb	
ZONE	B/COM	C	D	E	F	G	H	I	J	GENERAL INFORMATION
1	2987	3023	3067	3115	3187	3259	3329	3401	3471	MATERIAL: Maple
2	3061	3097	3141	3189	3261	3333	3403	3475	3545	MOIS. BARR: Included
3	3135	3171	3215	3263	3335	3407	3477	3549	3619	CA TB133: \$120
4	3209	3245	3289	3337	3409	3481	3551	3623	3693	

54711WB30 CHAIR, 30" SEAT, WALLSAVER WOOD ARM, WOOD CAP

W: 34"	D: 30"	H: 33"	SW: 30"	SD: 20"	SH: 18.5"	AH: 25"	WT: 54 lb	COM: 2.75 yd	WT CAP: 750 lb	
ZONE	B/COM	C	D	E	F	G	H	I	J	GENERAL INFORMATION
1	4045	4095	4155	4221	4320	4419	4515	4614	4711	MATERIAL: Maple
2	4145	4195	4255	4321	4420	4519	4615	4714	4811	MOIS. BARR: Included
3	4246	4296	4356	4422	4521	4620	4716	4815	4912	CA TB133: \$165
4	4346	4396	4456	4522	4621	4720	4816	4915	5012	



54711WB40 LOVESEAT, 40" SEAT, WALLSAVER WOOD ARM, WOOD CAP

W: 44"	D: 30"	H: 33"	SW: 40"	SD: 20"	SH: 18.5"	AH: 25"	WT: 64 lb	COM: 2.75 yd	WT CAP: 750 lb	
ZONE	B/COM	C	D	E	F	G	H	I	J	GENERAL INFORMATION
1	4614	4664	4724	4790	4889	4988	5084	5183	5280	MATERIAL: Maple
2	4729	4779	4839	4905	5004	5103	5199	5298	5395	MOIS. BARR: Included
3	4843	4893	4953	5019	5118	5217	5313	5412	5509	CA TB133: \$165
4	4958	5008	5068	5134	5233	5332	5428	5527	5624	



54711UB22 CHAIR, 22" SEAT, WALLSAVER WOOD ARM, URETHANE CAP

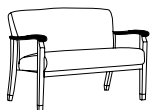
W: 26"	D: 30"	H: 33"	SW: 22"	SD: 20"	SH: 18.5"	AH: 25"	WT: 44 lb	COM: 2 yd	WT CAP: 550 lb	
ZONE	B/COM	C	D	E	F	G	H	I	J	GENERAL INFORMATION
1	2987	3023	3067	3115	3187	3259	3329	3401	3471	MATERIAL: Maple
2	3061	3097	3141	3189	3261	3333	3403	3475	3545	MOIS. BARR: Included
3	3135	3171	3215	3263	3335	3407	3477	3549	3619	CA TB133: \$120
4	3209	3245	3289	3337	3409	3481	3551	3623	3693	

Urethane arm caps are available in black, sable, or dove.

54711UB30 CHAIR, 30" SEAT, WALLSAVER WOOD ARM, URETHANE CAP

W: 34"	D: 30"	H: 33"	SW: 30"	SD: 20"	SH: 18.5"	AH: 25"	WT: 57 lb	COM: 2.75 yd	WT CAP: 750 lb	
ZONE	B/COM	C	D	E	F	G	H	I	J	GENERAL INFORMATION
1	4045	4095	4155	4221	4320	4419	4515	4614	4711	MATERIAL: Maple
2	4145	4195	4255	4321	4420	4519	4615	4714	4811	MOIS. BARR: Included
3	4246	4296	4356	4422	4521	4620	4716	4815	4912	CA TB133: \$165
4	4346	4396	4456	4522	4621	4720	4816	4915	5012	

Urethane arm caps are available in black, sable or dove.



54711UB40 LOVESEAT, 40" SEAT, WALLSAVER WOOD ARM, URETHANE CAP

W: 44"	D: 30"	H: 33"	SW: 40"	SD: 20"	SH: 18.5"	AH: 25"	WT: 67 lb	COM: 2.75 yd	WT CAP: 750 lb	
ZONE	B/COM	C	D	E	F	G	H	I	J	GENERAL INFORMATION
1	4614	4664	4724	4790	4889	4988	5084	5183	5280	MATERIAL: Maple
2	4729	4779	4839	4905	5004	5103	5199	5298	5395	MOIS. BARR: Included
3	4843	4893	4953	5019	5118	5217	5313	5412	5509	CA TB133: \$165
4	4958	5008	5068	5134	5233	5332	5428	5527	5624	

Urethane arm caps are available in black, sable or dove.

Specify:

- Product Number
- Wood Finish
- Urethane Cap Color
- Fabric Vendor, Pattern and Color

See pages 16 & 17 for material and finish options.

Versant Patient Chairs



54471WB22 PATIENT CHAIR, 22" SEAT, WOOD ARM, WOOD CAP

W: 26" D: 31" H: 41" SW: 22" SD: 20" SH: 18.5" AH: 25" WT: 45 lb COM: 2.25 yd WT CAP: 550 lb

ZONE	B/COM	C	D	E	F	G	H	I	J	GENERAL INFORMATION
1	3106	3147	3196	3250	3331	3412	3491	3572	3651	MATERIAL: Maple MOIS. BARR: Included CA TB133: \$135
2	3183	3224	3273	3327	3408	3489	3568	3649	3728	
3	3260	3301	3350	3404	3485	3566	3645	3726	3805	
4	3337	3378	3427	3481	3562	3643	3722	3803	3882	



54471WB30 PATIENT CHAIR, 30" SEAT, WOOD ARM, WOOD CAP

W: 34" D: 31" H: 41" SW: 30" SD: 20" SH: 18.5" AH: 25" WT: 62 lb COM: 3.25 yd WT CAP: 750 lb

ZONE	B/COM	C	D	E	F	G	H	I	J	GENERAL INFORMATION
1	4153	4212	4283	4361	4478	4595	4709	4826	4940	MATERIAL: Maple MOIS. BARR: Included CA TB133: \$195
2	4256	4315	4386	4464	4581	4698	4812	4929	5043	
3	4359	4418	4489	4567	4684	4801	4915	5032	5146	
4	4462	4521	4592	4670	4787	4904	5018	5135	5249	



54471UB22 PATIENT CHAIR, 22" SEAT, WOOD ARM, URETHANE CAP

W: 26" D: 31" H: 41" SW: 22" SD: 20" SH: 18.5" AH: 25" WT: 45 lb COM: 2.25 yd WT CAP: 550 lb

ZONE	B/COM	C	D	E	F	G	H	I	J	GENERAL INFORMATION
1	3106	3147	3196	3250	3331	3412	3491	3572	3651	MATERIAL: Maple MOIS. BARR: Included CA TB133: \$135
2	3183	3224	3273	3327	3408	3489	3568	3649	3728	
3	3260	3301	3350	3404	3485	3566	3645	3726	3805	
4	3337	3378	3427	3481	3562	3643	3722	3803	3882	

Urethane arm caps are available in black, sable or dove.



54471UB30 PATIENT CHAIR, 30" SEAT, WOOD ARM, URETHANE CAP

W: 34" D: 31" H: 41" SW: 30" SD: 20" SH: 18.5" AH: 25" WT: 62 lb COM: 3.25 yd WT CAP: 750 lb

ZONE	B/COM	C	D	E	F	G	H	I	J	GENERAL INFORMATION
1	4153	4212	4283	4361	4478	4595	4709	4826	4940	MATERIAL: Maple MOIS. BARR: Included CA TB133: \$195
2	4256	4315	4386	4464	4581	4698	4812	4929	5043	
3	4359	4418	4489	4567	4684	4801	4915	5032	5146	
4	4462	4521	4592	4670	4787	4904	5018	5135	5249	

Urethane arm caps are available in black, sable or dove.

Accessories



OPTIONAL PLASTIC FOOT

\$188 per Chair or Loveseat
\$282 per 2 Seat Tandem
\$376 per 3 Seat Tandem

Not available on wallsavers.

- Specify:
- Product Number
 - Wood Finish
 - Urethane Cap Color
 - Fabric Vendor, Pattern and Color

See pages 16 & 17 for material and finish options.

Versant Wallsaver Patient Chairs



54771WB22 PATIENT CHAIR, 22" SEAT, WALLSAVER WOOD ARM, WOOD CAP

W: 26"	D: 31"	H: 41"	SW: 22"	SD: 20"	SH: 18.5"	AH: 25"	WT: 45 lb	COM: 2.25 yd	WT CAP: 550 lb	
ZONE	B/COM	C	D	E	F	G	H	I	J	GENERAL INFORMATION
1	3257	3298	3347	3401	3482	3563	3642	3723	3802	MATERIAL: Maple
2	3338	3379	3428	3482	3563	3644	3723	3804	3883	MOIS. BARR: Included
3	3419	3460	3509	3563	3644	3725	3804	3885	3964	CA TB133: \$135
4	3499	3540	3589	3643	3724	3805	3884	3965	4044	

54771WB30 PATIENT CHAIR, 30" SEAT, WALLSAVER WOOD ARM, WOOD CAP

W: 34"	D: 31"	H: 41"	SW: 30"	SD: 20"	SH: 18.5"	AH: 25"	WT: 62 lb	COM: 3.25 yd	WT CAP: 750 lb	
ZONE	B/COM	C	D	E	F	G	H	I	J	GENERAL INFORMATION
1	4353	4412	4483	4561	4678	4795	4909	5026	5140	MATERIAL: Maple
2	4461	4520	4591	4669	4786	4903	5017	5134	5248	MOIS. BARR: Included
3	4569	4628	4699	4777	4894	5011	5125	5242	5356	CA TB133: \$195
4	4677	4736	4807	4885	5002	5119	5233	5350	5464	



54771UB22 PATIENT CHAIR, 22" SEAT, WALLSAVER WOOD ARM, URETHANE CAP

W: 26"	D: 31"	H: 41"	SW: 22"	SD: 20"	SH: 18.5"	AH: 25"	WT: 45 lb	COM: 2.25 yd	WT CAP: 550 lb	
ZONE	B/COM	C	D	E	F	G	H	I	J	GENERAL INFORMATION
1	3257	3298	3347	3401	3482	3563	3642	3723	3802	MATERIAL: Maple
2	3338	3379	3428	3482	3563	3644	3723	3804	3883	MOIS. BARR: Included
3	3419	3460	3509	3563	3644	3725	3804	3885	3964	CA TB133: \$135
4	3499	3540	3589	3643	3724	3805	3884	3965	4044	

Urethane arm caps are available in black, sable or dove.

54771UB30 PATIENT CHAIR, 30" SEAT, WALLSAVER WOOD ARM, URETHANE CAP

W: 34"	D: 31"	H: 41"	SW: 30"	SD: 20"	SH: 18.5"	AH: 25"	WT: 62 lb	COM: 3.25 yd	WT CAP: 750 lb	
ZONE	B/COM	C	D	E	F	G	H	I	J	GENERAL INFORMATION
1	4353	4412	4483	4561	4678	4795	4909	5026	5140	MATERIAL: Maple
2	4461	4520	4591	4669	4786	4903	5017	5134	5248	MOIS. BARR: Included
3	4569	4628	4699	4777	4894	5011	5125	5242	5356	CA TB133: \$195
4	4677	4736	4807	4885	5002	5119	5233	5350	5464	

Urethane arm caps are available in black, sable or dove.

Specify:

- Product Number
- Wood Finish
- Urethane Cap Color
- Fabric Vendor, Pattern and Color

See pages 16 & 17 for material and finish options.

Versant Modular Seats

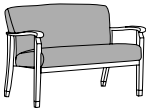


54411B22-M 1 SEAT, 22" SEAT, MODULAR

W: -	D: 28"	H: 33"	SW: 22"	SD: 20"	SH: 18.5"	AH: -	WT: 29 lb	COM: 2 yd	WT CAP: 550 lb	
ZONE	B/COM	C	D	E	F	G	H	I	J	GENERAL INFORMATION
1	1285	1321	1365	1413	1485	1557	1627	1699	1769	MATERIAL: -
2	1317	1353	1397	1445	1517	1589	1659	1731	1801	MOIS. BARR: Included
3	1348	1384	1428	1476	1548	1620	1690	1762	1832	CA TB133: \$120
4	1380	1416	1460	1508	1580	1652	1722	1794	1864	

54411B30-M 1 SEAT, 30" SEAT, MODULAR

W: -	D: 28"	H: 33"	SW: 30"	SD: 20"	SH: 18.5"	AH: -	WT: 42 lb	COM: 2.75 yd	WT CAP: 750 lb	
ZONE	B/COM	C	D	E	F	G	H	I	J	GENERAL INFORMATION
1	2342	2392	2452	2518	2617	2716	2812	2911	3008	MATERIAL: -
2	2400	2450	2510	2576	2675	2774	2870	2969	3066	MOIS. BARR: Included
3	2457	2507	2567	2633	2732	2831	2927	3026	3123	CA TB133: \$165
4	2515	2565	2625	2691	2790	2889	2985	3084	3181	



54411B40-M 1 LOVESEAT, 40" SEAT, MODULAR

W: -	D: 28"	H: 33"	SW: 40"	SD: 20"	SH: 18.5"	AH: -	WT: 52 lb	COM: 2.75 yd	WT CAP: 750 lb	
ZONE	B/COM	C	D	E	F	G	H	I	J	GENERAL INFORMATION
1	2911	2961	3021	3087	3186	3285	3381	3480	3577	MATERIAL: -
2	2983	3033	3093	3159	3258	3357	3453	3552	3649	MOIS. BARR: Included
3	3055	3105	3165	3231	3330	3429	3525	3624	3721	CA TB133: \$165
4	3127	3177	3237	3303	3402	3501	3597	3696	3793	

Specify:

- Product Number
- Fabric Vendor, Pattern and Color
- Room Layout

See pages 16 & 17 for material and finish options.

Versant Modular Arms



54410WB-LA LEFT ARM, WOOD, WOOD CAP, MODULAR

W: 2.5" D: 27" H: 25" WT: 6 lb

Zone	1	2	3	4
	850	871	892	914

GENERAL INFORMATION

MATERIAL: Maple
MOIS. BARR: -
CA TB133: -

Shaded portion of the illustration indicates the product being described. Modular seating orders must include a layout to ensure proper configuration. Seat and back cushions MUST be ordered separately from arms - please note the product descriptions on this page.



54410WB-RA RIGHT ARM, WOOD, WOOD CAP, MODULAR

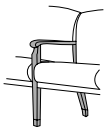
W: 2.5" D: 27" H: 25" WT: 6 lb

Zone	1	2	3	4
	850	871	892	914

GENERAL INFORMATION

MATERIAL: Maple
MOIS. BARR: -
CA TB133: -

Shaded portion of the illustration indicates the product being described. Modular seating orders must include a layout to ensure proper configuration. Seat and back cushions MUST be ordered separately from arms - please note the product descriptions on this page.



54410WB-CA CENTER ARM, WOOD, WOOD CAP, MODULAR

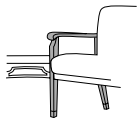
W: 2.5" D: 27" H: 25" WT: 6 lb

Zone	1	2	3	4
	850	871	892	914

GENERAL INFORMATION

MATERIAL: Maple
MOIS. BARR: -
CA TB133: -

Shaded portion of the illustration indicates the product being described. Modular seating orders must include a layout to ensure proper configuration. Seat and back cushions MUST be ordered separately from arms - please note the product descriptions on this page.



54410WB-LT LEFT ARM TO TABLE, WOOD CAP, MODULAR

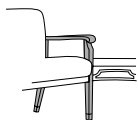
W: 2.5" D: 27" H: 25" WT: 6 lb

Zone	1	2	3	4
	850	871	892	914

GENERAL INFORMATION

MATERIAL: Maple
MOIS. BARR: -
CA TB133: -

Shaded portion of the illustration indicates the product being described. Modular seating orders must include a layout to ensure proper configuration. Seat and back cushions MUST be ordered separately from arms - please note the product descriptions on this page.



54410WB-RT RIGHT ARM TO TABLE, WOOD CAP, MODULAR

W: 2.5" D: 27" H: 25" WT: 6 lb

Zone	1	2	3	4
	850	871	892	914

GENERAL INFORMATION

MATERIAL: Maple
MOIS. BARR: -
CA TB133: -

Shaded portion of the illustration indicates the product being described. Modular seating orders must include a layout to ensure proper configuration. Seat and back cushions MUST be ordered separately from arms - please note the product descriptions on this page.

Accessories



OPTIONAL PLASTIC FOOT

\$94 per Arm

Specify:

- Product Number
- Wood Finish
- Room Layout

See pages 16 & 17 for material and finish options.

Versant Modular Arms



54410UB-LA LEFT ARM, WOOD, URETHANE CAP, MODULAR

W: 2.5" D: 27" H: 25" WT: 7.5 lb

Zone	1	2	3	4
	850	871	892	914

GENERAL INFORMATION

MATERIAL: Maple
MOIS. BARR: -
CA TB133: -

Shaded portion of the illustration indicates the product being described. Modular seating orders must include a layout to ensure proper configuration. Seat and back cushions MUST be ordered separately from arms - please note the product descriptions on this page. Urethane arm caps are available in black, sable or dove.



54410UB-RA RIGHT ARM, WOOD, URETHANE CAP, MODULAR

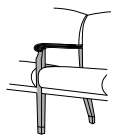
W: 2.5" D: 27" H: 25" WT: 7.5 lb

Zone	1	2	3	4
	850	871	892	914

GENERAL INFORMATION

MATERIAL: Maple
MOIS. BARR: -
CA TB133: -

Shaded portion of the illustration indicates the product being described. Modular seating orders must include a layout to ensure proper configuration. Seat and back cushions MUST be ordered separately from arms - please note the product descriptions on this page. Urethane arm caps are available in black, sable or dove.



54410UB-CA CENTER ARM, WOOD, URETHANE CAP, MODULAR

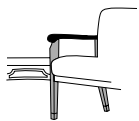
W: 2.5" D: 27" H: 25" WT: 7.5 lb

Zone	1	2	3	4
	850	871	892	914

GENERAL INFORMATION

MATERIAL: Maple
MOIS. BARR: -
CA TB133: -

Shaded portion of the illustration indicates the product being described. Modular seating orders must include a layout to ensure proper configuration. Seat and back cushions MUST be ordered separately from arms - please note the product descriptions on this page. Urethane arm caps are available in black, sable or dove.



54410UB-LT LEFT ARM TO TABLE, URETHANE CAP, MODULAR

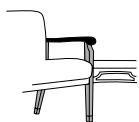
W: 2.5" D: 27" H: 25" WT: 7.5 lb

Zone	1	2	3	4
	850	871	892	914

GENERAL INFORMATION

MATERIAL: Maple
MOIS. BARR: -
CA TB133: -

Shaded portion of the illustration indicates the product being described. Modular seating orders must include a layout to ensure proper configuration. Seat and back cushions MUST be ordered separately from arms - please note the product descriptions on this page. Urethane arm caps are available in black, sable or dove.



54410UB-RT RIGHT ARM TO TABLE, URETHANE CAP, MODULAR

W: 2.5" D: 27" H: 25" WT: 7.5 lb

Zone	1	2	3	4
	850	871	892	914

GENERAL INFORMATION

MATERIAL: Maple
MOIS. BARR: -
CA TB133: -

Shaded portion of the illustration indicates the product being described. Modular seating orders must include a layout to ensure proper configuration. Seat and back cushions MUST be ordered separately from arms - please note the product descriptions on this page. Urethane arm caps are available in black, sable or dove.

Accessories



OPTIONAL PLASTIC FOOT

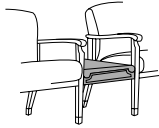
\$94 per Arm

Specify:

- Product Number
- Wood Finish
- Urethane Cap Color
- Room Layout

See pages 16 & 17 for material and finish options.

Versant Modular Tables



54400-ST SPANNER TABLE, FOR WOOD ARM, MODULAR

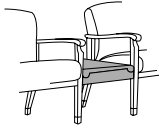
W: 21" D: 23" H: 16" WT: 21 lb

Zone	1	2	3	4
	1285	1317	1349	1381

GENERAL INFORMATION

MATERIAL: Maple
MOIS. BARR: -
CA TB133: -

Shaded portion of the illustration indicates the product being described. Modular seating orders must include a layout to ensure proper configuration. Versant table tops feature a standard urethane edge available in various colors. Call for details. Versant tables are available with or without rout detail on the side support rails.



54400-STNR SPANNER TABLE, NO ROUTE, FOR WOOD ARM, MODULAR

W: 21" D: 23" H: 16" WT: 21 lb

Zone	1	2	3	4
	1285	1317	1349	1381

GENERAL INFORMATION

MATERIAL: Maple
MOIS. BARR: -
CA TB133: -

Shaded portion of the illustration indicates the product being described. Modular seating orders must include a layout to ensure proper configuration. Versant table tops feature a standard urethane edge available in various colors. Call for details. Versant tables are available with or without rout detail on the side support rails.



54400-ET END TABLE, FOR WOOD ARM, MODULAR

W: 18.5" D: 23" H: 16" WT: 19 lb

Zone	1	2	3	4
	1766	1810	1854	1898

GENERAL INFORMATION

MATERIAL: Maple
MOIS. BARR: -
CA TB133: -

Shaded portion of the illustration indicates the product being described. Modular seating orders must include a layout to ensure proper configuration. Versant table tops feature a standard urethane edge available in various colors. Call for details. Versant tables are available with or without rout detail on the side support rails.



54400-ETNR END TABLE, NO ROUTE, FOR WOOD ARM, MODULAR

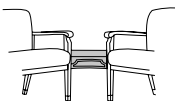
W: 18.5" D: 23" H: 16" WT: 19 lb

Zone	1	2	3	4
	1766	1810	1854	1898

GENERAL INFORMATION

MATERIAL: Maple
MOIS. BARR: -
CA TB133: -

Shaded portion of the illustration indicates the product being described. Modular seating orders must include a layout to ensure proper configuration. Versant table tops feature a standard urethane edge available in various colors. Call for details. Versant tables are available with or without rout detail on the side support rails.



54400-CT CORNER TABLE, FOR WOOD ARM, MODULAR

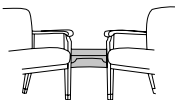
W: 32" D: 32" H: 16" WT: 33 lb

Zone	1	2	3	4
	2243	2299	2355	2411

GENERAL INFORMATION

MATERIAL: Maple
MOIS. BARR: -
CA TB133: -

Shaded portion of the illustration indicates the product being described. Modular seating orders must include a layout to ensure proper configuration. Versant table tops feature a standard urethane edge available in various colors. Call for details. Versant tables are available with or without rout detail on the side support rails.



54400-CTNR CORNER TABLE, NO ROUT, FOR WOOD ARM, MODULAR

W: 32" D: 32" H: 16" WT: 33 lb

Zone	1	2	3	4
	2243	2299	2355	2411

GENERAL INFORMATION

MATERIAL: Maple
MOIS. BARR: -
CA TB133: -

Shaded portion of the illustration indicates the product being described. Modular seating orders must include a layout to ensure proper configuration. Versant table tops feature a standard urethane edge available in various colors. Call for details. Versant tables are available with or without rout detail on the side support rails.

Specify:

- Product Number
- Wood Finish
- Urethane Edge Color
- Laminate Vendor, Pattern and Finish
- Room Layout

See pages 16 & 17 for material and finish options.

Versant Glider



54151WG20 GLIDER, 20" SEAT, UPH ARM, WOOD CAP, SHORT SKIRT

W: 27.5" D: 30" H: 42" SW: 20" SD: 19.5" SH: 18.5" AH: 24.75" WT: 63 lb COM: 4 yd WT CAP: 350 lb

ZONE	B/COM	C	D	E	F	G	H	I	J	GENERAL INFORMATION
1	4083	4155	4243	4339	4483	4627	4767	4911	5051	MATERIAL: Maple MOIS. BARR: Included CA TB133: \$240
2	4184	4256	4344	4440	4584	4728	4868	5012	5152	
3	4285	4357	4445	4541	4685	4829	4969	5113	5253	
4	4386	4458	4546	4642	4786	4930	5070	5214	5354	

54151WG22 GLIDER, 22" SEAT, UPH ARM, WOOD CAP, SHORT SKIRT

W: 29.5" D: 30" H: 42" SW: 22" SD: 19.5" SH: 18.5" AH: 24.75" WT: 66 lb COM: 4 yd WT CAP: 350 lb

ZONE	B/COM	C	D	E	F	G	H	I	J	GENERAL INFORMATION
1	4251	4323	4411	4507	4651	4795	4935	5079	5219	MATERIAL: Maple MOIS. BARR: Included CA TB133: \$240
2	4356	4428	4516	4612	4756	4900	5040	5184	5324	
3	4461	4533	4621	4717	4861	5005	5145	5289	5429	
4	4566	4638	4726	4822	4966	5110	5250	5394	5534	

54151WG24 GLIDER, 24" SEAT, UPH ARM, WOOD CAP, SHORT SKIRT

W: 31.5" D: 30" H: 42" SW: 24" SD: 19.5" SH: 18.5" AH: 24.75" WT: 69 lb COM: 4.25 yd WT CAP: 350 lb

ZONE	B/COM	C	D	E	F	G	H	I	J	GENERAL INFORMATION
1	4434	4511	4604	4706	4859	5012	5161	5314	5463	MATERIAL: Maple MOIS. BARR: Included CA TB133: \$255
2	4544	4621	4714	4816	4969	5122	5271	5424	5573	
3	4653	4730	4823	4925	5078	5231	5380	5533	5682	
4	4763	4840	4933	5035	5188	5341	5490	5643	5792	



54151UG20 GLIDER, 20" SEAT, UPH ARM, URETHANE CAP, SHORT SKIRT

W: 27.5" D: 30" H: 42" SW: 20" SD: 19.5" SH: 18.5" AH: 24.75" WT: 63 lb COM: 4 yd WT CAP: 350 lb

ZONE	B/COM	C	D	E	F	G	H	I	J	GENERAL INFORMATION
1	4083	4155	4243	4339	4483	4627	4767	4911	5051	MATERIAL: - MOIS. BARR: Included CA TB133: \$240
2	4184	4256	4344	4440	4584	4728	4868	5012	5152	
3	4285	4357	4445	4541	4685	4829	4969	5113	5253	
4	4386	4458	4546	4642	4786	4930	5070	5214	5354	

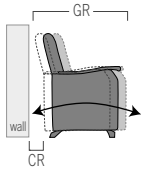
Urethane arm caps are available in black, sable or dove.

54151UG22 GLIDER, 22" SEAT, UPH ARM, URETHANE CAP, SHORT SKIRT

W: 29.5" D: 30" H: 42" SW: 22" SD: 19.5" SH: 18.5" AH: 24.75" WT: 66 lb COM: 4 yd WT CAP: 350 lb

ZONE	B/COM	C	D	E	F	G	H	I	J	GENERAL INFORMATION
1	4251	4323	4411	4507	4651	4795	4935	5079	5219	MATERIAL: - MOIS. BARR: Included CA TB133: \$240
2	4356	4428	4516	4612	4756	4900	5040	5184	5324	
3	4461	4533	4621	4717	4861	5005	5145	5289	5429	
4	4566	4638	4726	4822	4966	5110	5250	5394	5534	

Urethane arm caps are available in black, sable or dove.



GR- Glider range from forward point to rear point is 41"

CR- Clearance required when placed against a wall is 7"

54151UG24 GLIDER, 24" SEAT, UPH ARM, URETHANE CAP, SHORT SKIRT

W: 31.5" D: 30" H: 42" SW: 24" SD: 19.5" SH: 18.5" AH: 24.75" WT: 69 lb COM: 4.25 yd WT CAP: 350 lb

ZONE	B/COM	C	D	E	F	G	H	I	J	GENERAL INFORMATION
1	4434	4511	4604	4706	4859	5012	5161	5314	5463	MATERIAL: - MOIS. BARR: Included CA TB133: \$255
2	4544	4621	4714	4816	4969	5122	5271	5424	5573	
3	4653	4730	4823	4925	5078	5231	5380	5533	5682	
4	4763	4840	4933	5035	5188	5341	5490	5643	5792	

Urethane arm caps are available in black, sable or dove.

- Specify:
- Product Number
 - Wood Finish
 - Urethane Cap Color
 - Fabric Vendor, Pattern and Color

See pages 16 & 17 for material and finish options.

Versant Glider



54151WLG20 GLIDER, 20" SEAT, UPH ARM, WOOD CAP, SHORT SKIRT, LOCKING MECHANISM

W: 27.5" D: 30" H: 42" SW: 20" SD: 19.5" SH: 18.5" AH: 24.75" WT: 65 lb COM: 4 yd WT CAP: 350 lb

ZONE	B/COM	C	D	E	F	G	H	I	J	GENERAL INFORMATION
1	4343	4415	4503	4599	4743	4887	5027	5171	5311	MATERIAL: Maple
2	4450	4522	4610	4706	4850	4994	5134	5278	5418	MOIS. BARR: Included
3	4558	4630	4718	4814	4958	5102	5242	5386	5526	CA TB133: \$240
4	4665	4737	4825	4921	5065	5209	5349	5493	5633	

54151WLG22 GLIDER, 22" SEAT, UPH ARM, WOOD CAP, SHORT SKIRT, LOCKING MECHANISM

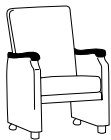
W: 29.5" D: 30" H: 42" SW: 22" SD: 19.5" SH: 18.5" AH: 24.75" WT: 68 lb COM: 4 yd WT CAP: 350 lb

ZONE	B/COM	C	D	E	F	G	H	I	J	GENERAL INFORMATION
1	4524	4596	4684	4780	4924	5068	5208	5352	5492	MATERIAL: Maple
2	4636	4708	4796	4892	5036	5180	5320	5464	5604	MOIS. BARR: Included
3	4748	4820	4908	5004	5148	5292	5432	5576	5716	CA TB133: \$240
4	4860	4932	5020	5116	5260	5404	5544	5688	5828	

54151WLG24 GLIDER, 24" SEAT, UPH ARM, WOOD CAP, SHORT SKIRT, LOCKING MECHANISM

W: 31.5" D: 30" H: 42" SW: 24" SD: 19.5" SH: 18.5" AH: 24.75" WT: 71 lb COM: 4.25 yd WT CAP: 350 lb

ZONE	B/COM	C	D	E	F	G	H	I	J	GENERAL INFORMATION
1	4719	4796	4889	4991	5144	5297	5446	5599	5748	MATERIAL: Maple
2	4836	4913	5006	5108	5261	5414	5563	5716	5865	MOIS. BARR: Included
3	4952	5029	5122	5224	5377	5530	5679	5832	5981	CA TB133: \$255
4	5069	5146	5239	5341	5494	5647	5796	5949	6098	



54151ULG20 GLIDER, 20" SEAT, UPH ARM, URETHANE CAP, SHORT SKIRT, LOCKING MECHANISM

W: 27.5" D: 30" H: 42" SW: 20" SD: 19.5" SH: 18.5" AH: 24.75" WT: 65 lb COM: 4 yd WT CAP: 350 lb

ZONE	B/COM	C	D	E	F	G	H	I	J	GENERAL INFORMATION
1	4343	4415	4503	4599	4743	4887	5027	5171	5311	MATERIAL: -
2	4450	4522	4610	4706	4850	4994	5134	5278	5418	MOIS. BARR: Included
3	4558	4630	4718	4814	4958	5102	5242	5386	5526	CA TB133: \$240
4	4665	4737	4825	4921	5065	5209	5349	5493	5633	

Urethane arm caps are available in black, sable or dove.

54151ULG22 GLIDER, 22" SEAT, UPH ARM, URETHANE CAP, SHORT SKIRT, LOCKING MECHANISM

W: 29.5" D: 30" H: 42" SW: 22" SD: 19.5" SH: 18.5" AH: 24.75" WT: 68 lb COM: 4 yd WT CAP: 350 lb

ZONE	B/COM	C	D	E	F	G	H	I	J	GENERAL INFORMATION
1	4524	4596	4684	4780	4924	5068	5208	5352	5492	MATERIAL: -
2	4636	4708	4796	4892	5036	5180	5320	5464	5604	MOIS. BARR: Included
3	4748	4820	4908	5004	5148	5292	5432	5576	5716	CA TB133: \$240
4	4860	4932	5020	5116	5260	5404	5544	5688	5828	

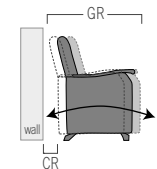
Urethane arm caps are available in black, sable or dove.

54151ULG24 GLIDER, 24" SEAT, UPH ARM, URETHANE CAP, SHORT SKIRT, LOCKING MECHANISM

W: 31.5" D: 30" H: 42" SW: 24" SD: 19.5" SH: 18.5" AH: 24.75" WT: 71 lb COM: 4.25 yd WT CAP: 350 lb

ZONE	B/COM	C	D	E	F	G	H	I	J	GENERAL INFORMATION
1	4719	4796	4889	4991	5144	5297	5446	5599	5748	MATERIAL: -
2	4836	4913	5006	5108	5261	5414	5563	5716	5865	MOIS. BARR: Included
3	4952	5029	5122	5224	5377	5530	5679	5832	5981	CA TB133: \$255
4	5069	5146	5239	5341	5494	5647	5796	5949	6098	

Urethane arm caps are available in black, sable or dove.



GR- Glider range from forward point to rear point is 41"

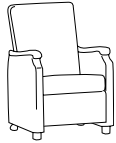
CR- Clearance required when placed against a wall is 7"

Specify:

- Product Number
- Wood Finish
- Urethane Cap Color
- Fabric Vendor, Pattern and Color

See pages 16 & 17 for material and finish options.

Versant Glider



54251WG20 GLIDER, 20" SEAT, UPH ARM, WOOD CAP, LONG SKIRT

W: 27.5" D: 30" H: 42" SW: 20" SD: 19.5" SH: 18.5" AH: 24.75" WT: 63 lb COM: 4 yd WT CAP: 350 lb

ZONE	B/COM	C	D	E	F	G	H	I	J	GENERAL INFORMATION
1	4144	4216	4304	4400	4544	4688	4828	4972	5112	MATERIAL: Maple MOIS. BARR: Included CA TB133: \$240
2	4246	4318	4406	4502	4646	4790	4930	5074	5214	
3	4349	4421	4509	4605	4749	4893	5033	5177	5317	
4	4451	4523	4611	4707	4851	4995	5135	5279	5419	

54251WG22 GLIDER, 22" SEAT, UPH ARM, WOOD CAP, LONG SKIRT

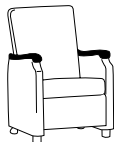
W: 29.5" D: 30" H: 42" SW: 22" SD: 19.5" SH: 18.5" AH: 24.75" WT: 66 lb COM: 4.25 yd WT CAP: 350 lb

ZONE	B/COM	C	D	E	F	G	H	I	J	GENERAL INFORMATION
1	4319	4396	4489	4591	4744	4897	5046	5199	5348	MATERIAL: Maple MOIS. BARR: Included CA TB133: \$255
2	4426	4503	4596	4698	4851	5004	5153	5306	5455	
3	4532	4609	4702	4804	4957	5110	5259	5412	5561	
4	4639	4716	4809	4911	5064	5217	5366	5519	5668	

54251WG24 GLIDER, 24" SEAT, UPH ARM, WOOD CAP, LONG SKIRT

W: 31.5" D: 30" H: 42" SW: 24" SD: 19.5" SH: 18.5" AH: 24.75" WT: 69 lb COM: 4.5 yd WT CAP: 350 lb

ZONE	B/COM	C	D	E	F	G	H	I	J	GENERAL INFORMATION
1	4503	4584	4683	4791	4953	5115	5273	5435	5592	MATERIAL: Maple MOIS. BARR: Included CA TB133: \$270
2	4614	4695	4794	4902	5064	5226	5384	5546	5703	
3	4725	4806	4905	5013	5175	5337	5495	5657	5814	
4	4837	4918	5017	5125	5287	5449	5607	5769	5926	



54251UG20 GLIDER, 20" SEAT, UPH ARM, URETHANE CAP, LONG SKIRT

W: 27.5" D: 30" H: 42" SW: 20" SD: 19.5" SH: 18.5" AH: 24.75" WT: 63 lb COM: 4 yd WT CAP: 350 lb

ZONE	B/COM	C	D	E	F	G	H	I	J	GENERAL INFORMATION
1	4144	4216	4304	4400	4544	4688	4828	4972	5112	MATERIAL: - MOIS. BARR: Included CA TB133: \$240
2	4246	4318	4406	4502	4646	4790	4930	5074	5214	
3	4349	4421	4509	4605	4749	4893	5033	5177	5317	
4	4451	4523	4611	4707	4851	4995	5135	5279	5419	

Urethane arm caps are available in black, sable or dove.

54251UG22 GLIDER, 22" SEAT, UPH ARM, URETHANE CAP, LONG SKIRT

W: 29.5" D: 30" H: 42" SW: 22" SD: 19.5" SH: 18.5" AH: 24.75" WT: 66 lb COM: 4.25 yd WT CAP: 350 lb

ZONE	B/COM	C	D	E	F	G	H	I	J	GENERAL INFORMATION
1	4319	4396	4489	4591	4744	4897	5046	5199	5348	MATERIAL: - MOIS. BARR: Included CA TB133: \$255
2	4426	4503	4596	4698	4851	5004	5153	5306	5455	
3	4532	4609	4702	4804	4957	5110	5259	5412	5561	
4	4639	4716	4809	4911	5064	5217	5366	5519	5668	

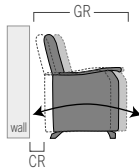
Urethane arm caps are available in black, sable or dove.

54251UG24 GLIDER, 24" SEAT, UPH ARM, URETHANE CAP, LONG SKIRT

W: 31.5" D: 30" H: 42" SW: 24" SD: 19.5" SH: 18.5" AH: 24.75" WT: 69 lb COM: 4.5 yd WT CAP: 350 lb

ZONE	B/COM	C	D	E	F	G	H	I	J	GENERAL INFORMATION
1	4503	4584	4683	4791	4953	5115	5273	5435	5592	MATERIAL: - MOIS. BARR: Included CA TB133: \$270
2	4614	4695	4794	4902	5064	5226	5384	5546	5703	
3	4725	4806	4905	5013	5175	5337	5495	5657	5814	
4	4837	4918	5017	5125	5287	5449	5607	5769	5926	

Urethane arm caps are available in black, sable or dove.



GR- Glider range from forward point to rear point is 41"

CR- Clearance required when placed against a wall is 7"

Specify:

- Product Number
- Wood Finish
- Urethane Cap Color
- Fabric Vendor, Pattern and Color

See pages 16 & 17 for material and finish options.

Versant Glider



54251WLG20 GLIDER, 20" SEAT, UPH ARM, WOOD CAP, LONG SKIRT, LOCKING MECHANISM

W: 27.5" D: 30" H: 42" SW: 20" SD: 19.5" SH: 18.5" AH: 24.75" WT: 65 lb COM: 4 yd WT CAP: 350 lb

ZONE	B/COM	C	D	E	F	G	H	I	J	GENERAL INFORMATION
1	4406	4478	4566	4662	4806	4950	5090	5234	5374	MATERIAL: Maple
2	4515	4587	4675	4771	4915	5059	5199	5343	5483	MOIS. BARR: Included
3	4624	4696	4784	4880	5024	5168	5308	5452	5592	CA TB133: \$240
4	4733	4805	4893	4989	5133	5277	5417	5561	5701	

54251WLG22 GLIDER, 22" SEAT, UPH ARM, WOOD CAP, LONG SKIRT, LOCKING MECHANISM

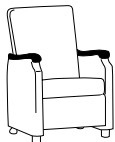
W: 29.5" D: 30" H: 42" SW: 22" SD: 19.5" SH: 18.5" AH: 24.75" WT: 68 lb COM: 4.25 yd WT CAP: 350 lb

ZONE	B/COM	C	D	E	F	G	H	I	J	GENERAL INFORMATION
1	4592	4669	4762	4864	5017	5170	5319	5472	5621	MATERIAL: Maple
2	4706	4783	4876	4978	5131	5284	5433	5586	5735	MOIS. BARR: Included
3	4819	4896	4989	5091	5244	5397	5546	5699	5848	CA TB133: \$255
4	4933	5010	5103	5205	5358	5511	5660	5813	5962	

54251WLG24 GLIDER, 24" SEAT, UPH ARM, WOOD CAP, LONG SKIRT, LOCKING MECHANISM

W: 31.5" D: 30" H: 42" SW: 24" SD: 19.5" SH: 18.5" AH: 24.75" WT: 71 lb COM: 4.5 yd WT CAP: 350 lb

ZONE	B/COM	C	D	E	F	G	H	I	J	GENERAL INFORMATION
1	4789	4870	4969	5077	5239	5401	5559	5721	5878	MATERIAL: Maple
2	4907	4988	5087	5195	5357	5519	5677	5839	5996	MOIS. BARR: Included
3	5026	5107	5206	5314	5476	5638	5796	5958	6115	CA TB133: \$270
4	5144	5225	5324	5432	5594	5756	5914	6076	6233	



54251ULG20 GLIDER, 20" SEAT, UPH ARM, URETHANE CAP, LONG SKIRT, LOCKING MECHANISM

W: 27.5" D: 30" H: 42" SW: 20" SD: 19.5" SH: 18.5" AH: 24.75" WT: 65 lb COM: 4 yd WT CAP: 350 lb

ZONE	B/COM	C	D	E	F	G	H	I	J	GENERAL INFORMATION
1	4406	4478	4566	4662	4806	4950	5090	5234	5374	MATERIAL: -
2	4515	4587	4675	4771	4915	5059	5199	5343	5483	MOIS. BARR: Included
3	4624	4696	4784	4880	5024	5168	5308	5452	5592	CA TB133: \$240
4	4733	4805	4893	4989	5133	5277	5417	5561	5701	

Urethane arm caps are available in black, sable or dove.

54251ULG22 GLIDER, 22" SEAT, UPH ARM, URETHANE CAP, LONG SKIRT, LOCKING MECHANISM

W: 29.5" D: 30" H: 42" SW: 22" SD: 19.5" SH: 18.5" AH: 24.75" WT: 68 lb COM: 4.25 yd WT CAP: 350 lb

ZONE	B/COM	C	D	E	F	G	H	I	J	GENERAL INFORMATION
1	4592	4669	4762	4864	5017	5170	5319	5472	5621	MATERIAL: -
2	4706	4783	4876	4978	5131	5284	5433	5586	5735	MOIS. BARR: Included
3	4819	4896	4989	5091	5244	5397	5546	5699	5848	CA TB133: \$255
4	4933	5010	5103	5205	5358	5511	5660	5813	5962	

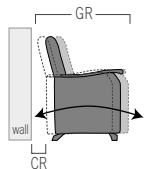
Urethane arm caps are available in black, sable or dove.

54251ULG24 GLIDER, 24" SEAT, UPH ARM, URETHANE CAP, LONG SKIRT, LOCKING MECHANISM

W: 31.5" D: 30" H: 42" SW: 24" SD: 19.5" SH: 18.5" AH: 24.75" WT: 71 lb COM: 4.5 yd WT CAP: 350 lb

ZONE	B/COM	C	D	E	F	G	H	I	J	GENERAL INFORMATION
1	4789	4870	4969	5077	5239	5401	5559	5721	5878	MATERIAL: -
2	4907	4988	5087	5195	5357	5519	5677	5839	5996	MOIS. BARR: Included
3	5026	5107	5206	5314	5476	5638	5796	5958	6115	CA TB133: \$270
4	5144	5225	5324	5432	5594	5756	5914	6076	6233	

Urethane arm caps are available in black, sable or dove.



GR- Glider range from forward point to rear point is 41"

CR- Clearance required when placed against a wall is 7"

Specify:

- Product Number
- Wood Finish
- Urethane Cap Color
- Fabric Vendor, Pattern and Color

See pages 16 & 17 for material and finish options.

Versant Sleep Chairs



54841W24 SLEEP CHAIR, 24" SEAT, WOOD CAP

W: 32.5" D: 39" H: 31.25" SW: 24" SD: 21.75" SH: 17.5" AH: 24.5" WT: 130 lb COM: 6.75 yd WT CAP: 600 lb

ZONE	B/COM	C	D	E	F	G	H	I	J	GENERAL INFORMATION
1	7143	7265	7413	7575	7818	8061	8297	8540	8777	MATERIAL: Maple
2	7320	7442	7590	7752	7995	8238	8474	8717	8954	MOIS. BARR: Included CA TB133: \$405
3	7496	7618	7766	7928	8171	8414	8650	8893	9130	
4	7673	7795	7943	8105	8348	8591	8827	9070	9307	

Versant sleep chairs are wallsavers designed with 0" clearance required to open the sleep surface if placed against a wall. Casters are standard. Glides are available at no upcharge.

54841W30 SLEEP CHAIR, 30" SEAT, WOOD CAP

W: 38.5" D: 39" H: 31.25" SW: 30" SD: 21.75" SH: 17.5" AH: 24.5" WT: 148 lb COM: 9.5 yd WT CAP: 600 lb

ZONE	B/COM	C	D	E	F	G	H	I	J	GENERAL INFORMATION
1	7715	7886	8095	8323	8665	9007	9340	9682	10014	MATERIAL: Maple
2	7905	8076	8285	8513	8855	9197	9530	9872	10204	MOIS. BARR: Included CA TB133: \$570
3	8095	8266	8475	8703	9045	9387	9720	10062	10394	
4	8285	8456	8665	8893	9235	9577	9910	10252	10584	

Versant sleep chairs are wallsavers designed with 0" clearance required to open the sleep surface if placed against a wall. Casters are standard. Glides are available at no upcharge.

54841W48 SLEEP CHAIR, 48" SEAT, WOOD CAP

W: 56.5" D: 39" H: 31.25" SW: 48" SD: 21.75" SH: 17.5" AH: 24.5" WT: 202 lb COM: 10 yd WT CAP: 600 lb

ZONE	B/COM	C	D	E	F	G	H	I	J	GENERAL INFORMATION
1	8829	9009	9229	9469	9829	10189	10539	10899	11249	MATERIAL: Maple
2	9047	9227	9447	9687	10047	10407	10757	11117	11467	MOIS. BARR: Included CA TB133: \$600
3	9264	9444	9664	9904	10264	10624	10974	11334	11684	
4	9482	9662	9882	10122	10482	10842	11192	11552	11902	

Versant sleep chairs are wallsavers designed with 0" clearance required to open the sleep surface if placed against a wall. Casters are standard. Glides are available at no upcharge.



54841U24 SLEEP CHAIR, 24" SEAT, URETHANE CAP

W: 32.5" D: 39" H: 31.25" SW: 24" SD: 21.75" SH: 17.5" AH: 24.5" WT: 133 lb COM: 6.75 yd WT CAP: 600 lb

ZONE	B/COM	C	D	E	F	G	H	I	J	GENERAL INFORMATION
1	7143	7265	7413	7575	7818	8061	8297	8540	8777	MATERIAL: -
2	7320	7442	7590	7752	7995	8238	8474	8717	8954	MOIS. BARR: Included CA TB133: \$405
3	7496	7618	7766	7928	8171	8414	8650	8893	9130	
4	7673	7795	7943	8105	8348	8591	8827	9070	9307	

Versant sleep chairs are wallsavers designed with 0" clearance required to open the sleep surface if placed against a wall. Casters are standard. Glides are available at no upcharge. Urethane arm caps are available in black, sable or dove.

54841U30 SLEEP CHAIR, 30" SEAT, URETHANE CAP

W: 38.5" D: 39" H: 31.25" SW: 30" SD: 21.75" SH: 17.5" AH: 24.5" WT: 151 lb COM: 9.5 yd WT CAP: 600 lb

ZONE	B/COM	C	D	E	F	G	H	I	J	GENERAL INFORMATION
1	7715	7886	8095	8323	8665	9007	9340	9682	10014	MATERIAL: -
2	7905	8076	8285	8513	8855	9197	9530	9872	10204	MOIS. BARR: Included CA TB133: \$570
3	8095	8266	8475	8703	9045	9387	9720	10062	10394	
4	8285	8456	8665	8893	9235	9577	9910	10252	10584	

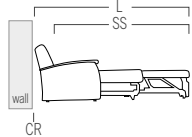
Versant sleep chairs are wallsavers designed with 0" clearance required to open the sleep surface if placed against a wall. Casters are standard. Glides are available at no upcharge. Urethane arm caps are available in black, sable or dove.

54841U48 SLEEP CHAIR, 48" SEAT, URETHANE CAP

W: 56.5" D: 39" H: 31.25" SW: 48" SD: 21.75" SH: 17.5" AH: 24.5" WT: 205 lb COM: 10 yd WT CAP: 600 lb

ZONE	B/COM	C	D	E	F	G	H	I	J	GENERAL INFORMATION
1	8829	9009	9229	9469	9829	10189	10539	10899	11249	MATERIAL: -
2	9047	9227	9447	9687	10047	10407	10757	11117	11467	MOIS. BARR: Included CA TB133: \$600
3	9264	9444	9664	9904	10264	10624	10974	11334	11684	
4	9482	9662	9882	10122	10482	10842	11192	11552	11902	

Versant sleep chairs are wallsavers designed with 0" clearance required to open the sleep surface if placed against a wall. Casters are standard. Glides are available at no upcharge. Urethane arm caps are available in black, sable or dove.



SS- Sleep surface 77"

CR- Clearance required to open sleep surface when placed against a wall is 0"

L- Overall length is 92"

Specify:

- Product Number
- Wood Finish
- Urethane Cap Color
- Fabric Vendor, Pattern and Color

See pages 16 & 17 for material and finish options.

Versant Sleep Chairs



54841WM24 SLEEP CHAIR, 24" SEAT, MODERN WOOD CAP

W: 32.5" D: 39" H: 31.25" SW: 24" SD: 21.75" SH: 17.5" AH: 24.5" WT: 130 lb COM: 6.75 yd WT CAP: 600 lb

ZONE	B/COM	C	D	E	F	G	H	I	J	GENERAL INFORMATION
1	7143	7265	7413	7575	7818	8061	8297	8540	8777	MATERIAL: Maple
2	7320	7442	7590	7752	7995	8238	8474	8717	8954	MOIS. BARR: Included
3	7496	7618	7766	7928	8171	8414	8650	8893	9130	CA TB133: \$405
4	7673	7795	7943	8105	8348	8591	8827	9070	9307	

Versant sleep chairs are wallsavers designed with 0" clearance required to open the sleep surface if placed against a wall. Casters are standard. Glides are available at no upcharge.

54841WM30 SLEEP CHAIR, 30" SEAT, MODERN WOOD CAP

W: 38.5" D: 39" H: 31.25" SW: 30" SD: 21.75" SH: 17.5" AH: 24.5" WT: 148 lb COM: 9.5 yd WT CAP: 600 lb

ZONE	B/COM	C	D	E	F	G	H	I	J	GENERAL INFORMATION
1	7715	7886	8095	8323	8665	9007	9340	9682	10014	MATERIAL: Maple
2	7905	8076	8285	8513	8855	9197	9530	9872	10204	MOIS. BARR: Included
3	8095	8266	8475	8703	9045	9387	9720	10062	10394	CA TB133: \$570
4	8285	8456	8665	8893	9235	9577	9910	10252	10584	

Versant sleep chairs are wallsavers designed with 0" clearance required to open the sleep surface if placed against a wall. Casters are standard. Glides are available at no upcharge.

54841WM48 SLEEP CHAIR, 48" SEAT, MODERN WOOD CAP

W: 56.5" D: 39" H: 31.25" SW: 48" SD: 21.75" SH: 17.5" AH: 24.5" WT: 202 lb COM: 10 yd WT CAP: 600 lb

ZONE	B/COM	C	D	E	F	G	H	I	J	GENERAL INFORMATION
1	8829	9009	9229	9469	9829	10189	10539	10899	11249	MATERIAL: Maple
2	9047	9227	9447	9687	10047	10407	10757	11117	11467	MOIS. BARR: Included
3	9264	9444	9664	9904	10264	10624	10974	11334	11684	CA TB133: \$600
4	9482	9662	9882	10122	10482	10842	11192	11552	11902	

Versant sleep chairs are wallsavers designed with 0" clearance required to open the sleep surface if placed against a wall. Casters are standard. Glides are available at no upcharge.



54841UM24 SLEEP CHAIR, 24" SEAT, MODERN URETHANE CAP

W: 32.5" D: 39" H: 31.25" SW: 24" SD: 21.75" SH: 17.5" AH: 24.5" WT: 130 lb COM: 6.75 yd WT CAP: 600 lb

ZONE	B/COM	C	D	E	F	G	H	I	J	GENERAL INFORMATION
1	7143	7265	7413	7575	7818	8061	8297	8540	8777	MATERIAL: -
2	7320	7442	7590	7752	7995	8238	8474	8717	8954	MOIS. BARR: Included
3	7496	7618	7766	7928	8171	8414	8650	8893	9130	CA TB133: \$405
4	7673	7795	7943	8105	8348	8591	8827	9070	9307	

Versant sleep chairs are wallsavers designed with 0" clearance required to open the sleep surface if placed against a wall. Casters are standard. Glides are available at no upcharge. Urethane arm caps are available in black, sable or dove.

54841UM30 SLEEP CHAIR, 30" SEAT, MODERN URETHANE CAP

W: 38.5" D: 39" H: 31.25" SW: 30" SD: 21.75" SH: 17.5" AH: 24.5" WT: 151 lb COM: 9.5 yd WT CAP: 600 lb

ZONE	B/COM	C	D	E	F	G	H	I	J	GENERAL INFORMATION
1	7715	7886	8095	8323	8665	9007	9340	9682	10014	MATERIAL: -
2	7905	8076	8285	8513	8855	9197	9530	9872	10204	MOIS. BARR: Included
3	8095	8266	8475	8703	9045	9387	9720	10062	10394	CA TB133: \$570
4	8285	8456	8665	8893	9235	9577	9910	10252	10584	

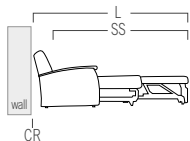
Versant sleep chairs are wallsavers designed with 0" clearance required to open the sleep surface if placed against a wall. Casters are standard. Glides are available at no upcharge. Urethane arm caps are available in black, sable or dove.

54841UM48 SLEEP CHAIR, 48" SEAT, MODERN URETHANE CAP

W: 56.5" D: 39" H: 31.25" SW: 48" SD: 21.75" SH: 17.5" AH: 24.5" WT: 205 lb COM: 10 yd WT CAP: 600 lb

ZONE	B/COM	C	D	E	F	G	H	I	J	GENERAL INFORMATION
1	8829	9009	9229	9469	9829	10189	10539	10899	11249	MATERIAL: -
2	9047	9227	9447	9687	10047	10407	10757	11117	11467	MOIS. BARR: Included
3	9264	9444	9664	9904	10264	10624	10974	11334	11684	CA TB133: \$600
4	9482	9662	9882	10122	10482	10842	11192	11552	11902	

Versant sleep chairs are wallsavers designed with 0" clearance required to open the sleep surface if placed against a wall. Casters are standard. Glides are available at no upcharge. Urethane arm caps are available in black, sable or dove.



SS- Sleep surface 77"

CR- Clearance required to open sleep surface when placed against a wall is 0"

L- Overall length is 92"

Specify:

- Product Number
- Wood Finish
- Urethane Cap Color
- Fabric Vendor, Pattern and Color

See pages 16 & 17 for material and finish options.