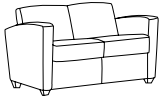




## 2641 CHAIR, WOOD CAP

W: 29.5"	D: 29"	H: 29.5"	SW: 20"	SD: 19.75"	SH: 18"	AH: 24.5"	WT: 62 lb	COM: 4.5 yd	WT CAP: 400 lb	
ZONE	B/COM	C	D	E	F	G	H	I	J	GENERAL INFORMATION
1	3440	3521	3620	3728	3890	4052	4210	4372	4529	MATERIAL: Maple MOIS. BARR: Included CA TB133: \$270
2	3525	3606	3705	3813	3975	4137	4295	4457	4614	
3	3609	3690	3789	3897	4059	4221	4379	4541	4698	
4	3694	3775	3874	3982	4144	4306	4464	4626	4783	

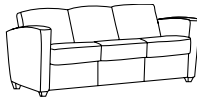
When ordering specify wood leg or metal sled base (upcharge). Available with tablet arm and mobility.



## 2642 LOVESEAT, WOOD CAP

W: 49.5"	D: 29"	H: 29.5"	SW: 40"	SD: 19.75"	SH: 18"	AH: 24.5"	WT: 94 lb	COM: 6.25 yd	WT CAP: 400 lb	
ZONE	B/COM	C	D	E	F	G	H	I	J	GENERAL INFORMATION
1	5776	5889	6026	6176	6401	6626	6845	7070	7289	MATERIAL: Maple MOIS. BARR: Included CA TB133: \$375
2	5919	6032	6169	6319	6544	6769	6988	7213	7432	
3	6061	6174	6311	6461	6686	6911	7130	7355	7574	
4	6204	6317	6454	6604	6829	7054	7273	7498	7717	

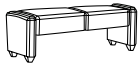
When ordering specify wood leg or metal sled base (upcharge). Available with tablet arm.



## 2643 SOFA, WOOD CAP

W: 69.5"	D: 29"	H: 29.5"	SW: 60"	SD: 19.75"	SH: 18"	AH: 24.5"	WT: 126 lb	COM: 8 yd	WT CAP: 400 lb	
ZONE	B/COM	C	D	E	F	G	H	I	J	GENERAL INFORMATION
1	7784	7928	8104	8296	8584	8872	9152	9440	9720	MATERIAL: Maple MOIS. BARR: Included CA TB133: \$480
2	7976	8120	8296	8488	8776	9064	9344	9632	9912	
3	8168	8312	8488	8680	8968	9256	9536	9824	10104	
4	8361	8505	8681	8873	9161	9449	9729	10017	10297	

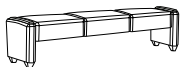
When ordering specify wood leg or metal sled base (upcharge). Available with tablet arm.



## 26422 2-SEAT BENCH, WOOD CAP

W: 49"	D: 21.5"	H: 18"	SW: 40"	SD: 21.5"	SH: 18"	AH: -	WT: 40 lb	COM: 3.25 yd	WT CAP: 400 lb	
ZONE	B/COM	C	D	E	F	G	H	I	J	GENERAL INFORMATION
1	3017	3076	3147	3225	3342	3459	3573	3690	3804	MATERIAL: Maple MOIS. BARR: Included CA TB133: \$195
2	3091	3150	3221	3299	3416	3533	3647	3764	3878	
3	3166	3225	3296	3374	3491	3608	3722	3839	3953	
4	3240	3299	3370	3448	3565	3682	3796	3913	4027	

Available with wood leg only.



## 26423 3-SEAT BENCH, WOOD CAP

W: 69"	D: 21.5"	H: 18"	SW: 60"	SD: 21.5"	SH: 18"	AH: -	WT: 51 lb	COM: 4.25 yd	WT CAP: 400 lb	
ZONE	B/COM	C	D	E	F	G	H	I	J	GENERAL INFORMATION
1	3997	4074	4167	4269	4422	4575	4724	4877	5026	MATERIAL: Maple MOIS. BARR: Included CA TB133: \$255
2	4096	4173	4266	4368	4521	4674	4823	4976	5125	
3	4194	4271	4364	4466	4619	4772	4921	5074	5223	
4	4293	4370	4463	4565	4718	4871	5020	5173	5322	

Available with wood leg only.

**Specify:**

- Product Number
- Wood Finish
- Fabric Vendor, Pattern and Color
- Leg Option

**See pages 16 & 17 for material and finish options.**



## 2641L CHAIR, WIDE, WOOD CAP

W: 31.5" D: 29" H: 29.5" SW: 22" SD: 19.75" SH: 18" AH: 24.5" WT: 79 lb COM: 4.5 yd WT CAP: 400 lb

ZONE	B/COM	C	D	E	F	G	H	I	J	GENERAL INFORMATION
1	3567	3648	3747	3855	4017	4179	4337	4499	4656	MATERIAL: Maple MOIS. BARR: Included CA TB133: \$270
2	3655	3736	3835	3943	4105	4267	4425	4587	4744	
3	3743	3824	3923	4031	4193	4355	4513	4675	4832	
4	3830	3911	4010	4118	4280	4442	4600	4762	4919	

When ordering specify wood leg or metal sled base (upcharge). Available with tablet arm and mobility.

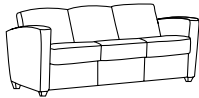


## 2642L LOVESEAT, WIDE, WOOD CAP

W: 53.5" D: 29" H: 29.5" SW: 44" SD: 19.75" SH: 18" AH: 24.5" WT: 109 lb COM: 6.5 yd WT CAP: 400 lb

ZONE	B/COM	C	D	E	F	G	H	I	J	GENERAL INFORMATION
1	6195	6312	6455	6611	6845	7079	7307	7541	7768	MATERIAL: Maple MOIS. BARR: Included CA TB133: \$390
2	6348	6465	6608	6764	6998	7232	7460	7694	7921	
3	6501	6618	6761	6917	7151	7385	7613	7847	8074	
4	6654	6771	6914	7070	7304	7538	7766	8000	8227	

When ordering specify wood leg or metal sled base (upcharge). Available with tablet arm.



## 2643L SOFA, WIDE, WOOD CAP

W: 75.5" D: 29" H: 29.5" SW: 66" SD: 19.75" SH: 18" AH: 24.5" WT: 141 lb COM: 8.5 yd WT CAP: 400 lb

ZONE	B/COM	C	D	E	F	G	H	I	J	GENERAL INFORMATION
1	8322	8475	8662	8866	9172	9478	9776	10082	10379	MATERIAL: Maple MOIS. BARR: Included CA TB133: \$510
2	8528	8681	8868	9072	9378	9684	9982	10288	10585	
3	8733	8886	9073	9277	9583	9889	10187	10493	10790	
4	8938	9091	9278	9482	9788	10094	10392	10698	10995	

Available with tablet arm. When ordering specify wood leg or metal sled base (upcharge).

### Accessories



#### MOBILITY OPTION

\$317

Available on chair models 2641 and 2641L only. Includes 2 front casters and back handle, aluminum only. Not available with sled base.

Specify:

- Tablet Arm
- Left or Right Handed (when sitting in chair)
- Edge Style
- Wood Finish
- Laminate
- Quantity



#### WOOD LEG OPTION

no upcharge



#### SLED BASE OPTION

\$185

Not available on benches.



#### TABLET ARM OPTIONS

\$812 TL - Left Hand Sitting, Right Facing

Kidney

\$812 TR - Right Hand Sitting, Left Facing



\$1624 TB - Left and Right Hand Sitting, Facing

Tablet Arm Side - Please specify location by adding the suffix above to the products model number. TB available on loveseat and sofa only. Tablets available on wood cap versions only.

Oval

Tablet style - Please specify laminate and wood finish color.

Kidney - Available with self edge or finished wood edge.

Oval - Available with self edge or finished wood edge.

Weight Capacity on tablet arm is 50 lb. Available on Chairs (1 per chair), Loveseats (1 or 2 per loveseat) and Sofas (1 or 2 per sofa).

Specify:

- Product Number
- Wood Finish
- Fabric Vendor, Pattern and Color
- Leg Option

See pages 16 & 17 for material and finish options.