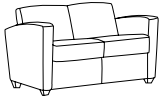




2641 CHAIR, WOOD CAP

W: 29.5"	D: 29"	H: 29.5"	SW: 20"	SD: 19.75"	SH: 18"	AH: 24.5"	WT: 62 lb	COM: 4.5 yd	WT CAP: 400 lb	
ZONE	B/COM	C	D	E	F	G	H	I	J	GENERAL INFORMATION
1	3291	3372	3471	3579	3741	3903	4061	4223	4380	MATERIAL: Oak or Maple MOIS. BARR: Included CA TB133: \$270
2	3372	3453	3552	3660	3822	3984	4142	4304	4461	
3	3453	3534	3633	3741	3903	4065	4223	4385	4542	
4	3534	3615	3714	3822	3984	4146	4304	4466	4623	

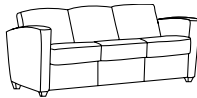
When ordering specify wood leg or metal sled base (upcharge). Available with tablet arm and mobility.



2642 LOVESEAT, WOOD CAP

W: 49.5"	D: 29"	H: 29.5"	SW: 40"	SD: 19.75"	SH: 18"	AH: 24.5"	WT: 94 lb	COM: 6.25 yd	WT CAP: 400 lb	
ZONE	B/COM	C	D	E	F	G	H	I	J	GENERAL INFORMATION
1	5526	5639	5776	5926	6151	6376	6595	6820	7039	MATERIAL: Oak or Maple MOIS. BARR: Included CA TB133: \$375
2	5662	5775	5912	6062	6287	6512	6731	6956	7175	
3	5799	5912	6049	6199	6424	6649	6868	7093	7312	
4	5935	6048	6185	6335	6560	6785	7004	7229	7448	

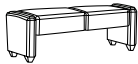
When ordering specify wood leg or metal sled base (upcharge). Available with tablet arm.



2643 SOFA, WOOD CAP

W: 69.5"	D: 29"	H: 29.5"	SW: 60"	SD: 19.75"	SH: 18"	AH: 24.5"	WT: 126 lb	COM: 8 yd	WT CAP: 400 lb	
ZONE	B/COM	C	D	E	F	G	H	I	J	GENERAL INFORMATION
1	7447	7591	7767	7959	8247	8535	8815	9103	9383	MATERIAL: Oak or Maple MOIS. BARR: Included CA TB133: \$480
2	7631	7775	7951	8143	8431	8719	8999	9287	9567	
3	7815	7959	8135	8327	8615	8903	9183	9471	9751	
4	7998	8142	8318	8510	8798	9086	9366	9654	9934	

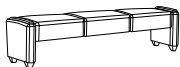
When ordering specify wood leg or metal sled base (upcharge). Available with tablet arm.



26422 2-SEAT BENCH, WOOD CAP

W: 49"	D: 21.5"	H: 18"	SW: 40"	SD: 21.5"	SH: 18"	AH: -	WT: 40 lb	COM: 3.25 yd	WT CAP: 400 lb	
ZONE	B/COM	C	D	E	F	G	H	I	J	GENERAL INFORMATION
1	2886	2945	3016	3094	3211	3328	3442	3559	3673	MATERIAL: Oak or Maple MOIS. BARR: Included CA TB133: \$195
2	2957	3016	3087	3165	3282	3399	3513	3630	3744	
3	3028	3087	3158	3236	3353	3470	3584	3701	3815	
4	3100	3159	3230	3308	3425	3542	3656	3773	3887	

Available with wood leg only.



26423 3-SEAT BENCH, WOOD CAP

W: 69"	D: 21.5"	H: 18"	SW: 60"	SD: 21.5"	SH: 18"	AH: -	WT: 51 lb	COM: 4.25 yd	WT CAP: 400 lb	
ZONE	B/COM	C	D	E	F	G	H	I	J	GENERAL INFORMATION
1	3824	3901	3994	4096	4249	4402	4551	4704	4853	MATERIAL: Oak or Maple MOIS. BARR: Included CA TB133: \$255
2	3918	3995	4088	4190	4343	4496	4645	4798	4947	
3	4013	4090	4183	4285	4438	4591	4740	4893	5042	
4	4107	4184	4277	4379	4532	4685	4834	4987	5136	

Available with wood leg only.

Specify:

- Product Number
- Oak or Maple Wood
- Wood Finish
- Fabric Vendor, Pattern and Color
- Leg Option

See pages 16 & 17 for material and finish options.



2641L CHAIR, WIDE, WOOD CAP

W: 31.5" D: 29" H: 29.5" SW: 22" SD: 19.75" SH: 18" AH: 24.5" WT: 79 lb COM: 4.5 yd WT CAP: 400 lb

ZONE	B/COM	C	D	E	F	G	H	I	J	GENERAL INFORMATION
1	3413	3494	3593	3701	3863	4025	4183	4345	4502	MATERIAL: Oak or Maple MOIS. BARR: Included CA TB133: \$270
2	3497	3578	3677	3785	3947	4109	4267	4429	4586	
3	3581	3662	3761	3869	4031	4193	4351	4513	4670	
4	3665	3746	3845	3953	4115	4277	4435	4597	4754	

When ordering specify wood leg or metal sled base (upcharge). Available with tablet arm and mobility.

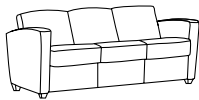


2642L LOVESEAT, WIDE, WOOD CAP

W: 53.5" D: 29" H: 29.5" SW: 44" SD: 19.75" SH: 18" AH: 24.5" WT: 109 lb COM: 6.5 yd WT CAP: 400 lb

ZONE	B/COM	C	D	E	F	G	H	I	J	GENERAL INFORMATION
1	5927	6044	6187	6343	6577	6811	7039	7273	7500	MATERIAL: Oak or Maple MOIS. BARR: Included CA TB133: \$390
2	6073	6190	6333	6489	6723	6957	7185	7419	7646	
3	6219	6336	6479	6635	6869	7103	7331	7565	7792	
4	6366	6483	6626	6782	7016	7250	7478	7712	7939	

When ordering specify wood leg or metal sled base (upcharge). Available with tablet arm.



2643L SOFA, WIDE, WOOD CAP

W: 75.5" D: 29" H: 29.5" SW: 66" SD: 19.75" SH: 18" AH: 24.5" WT: 141 lb COM: 8.5 yd WT CAP: 400 lb

ZONE	B/COM	C	D	E	F	G	H	I	J	GENERAL INFORMATION
1	7961	8114	8301	8505	8811	9117	9415	9721	10018	MATERIAL: Oak or Maple MOIS. BARR: Included CA TB133: \$510
2	8157	8310	8497	8701	9007	9313	9611	9917	10214	
3	8354	8507	8694	8898	9204	9510	9808	10114	10411	
4	8550	8703	8890	9094	9400	9706	10004	10310	10607	

Available with tablet arm. When ordering specify wood leg or metal sled base (upcharge).

Accessories



MOBILITY OPTION

\$305

Available on chair models 2641 and 2641L only. Includes 2 front casters and back handle, aluminum only. Not available with sled base.

Specify:

- Tablet Arm
- Left or Right Handed (when sitting in chair)
- Edge Style
- Wood Finish
- Laminate
- Quantity



WOOD LEG OPTION


no upcharge



SLED BASE OPTION

\$178

Not available on benches.



TABLET ARM OPTIONS

\$781 TL - Left Hand Sitting, Right Facing

\$781 TR - Right Hand Sitting, Left Facing

Kidney

\$1562 TB - Left and Right Hand Sitting, Facing



Oval

Tablet Arm Side - Please specify location by adding the suffix above to the products model number. TB available on loveseat and sofa only. Tablets available on wood cap versions only.

Tablet style - Please specify laminate and wood finish color. Kidney - Available with self edge or finished wood edge. Oval - Available with self edge or finished wood edge.

Weight Capacity on tablet arm is 50 lb. Available on Chairs (1 per chair), Loveseats (1 or 2 per loveseat) and Sofas (1 or 2 per sofa).

Specify:

- Product Number
- Oak or Maple Wood
- Wood Finish
- Fabric Vendor, Pattern and Color
- Leg Option

See pages 16 & 17 for material and finish options.