






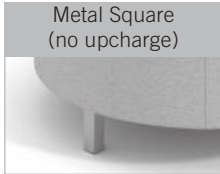




# Rally

## LEG OPTIONS – SEATING AND SQUARE OTTOMAN

 <p>Wood Leg (no upcharge)</p>	 <p>Round Metal (no upcharge)</p>	 <p>Square Metal (no upcharge)</p>	 <p>Sled Base (upcharge)</p>	 <p>Mobility (upcharge)</p>
<p><i>Metal feet available in silver color only.</i></p>			<p>\$239 Compose or Privacy Corner Loveseat \$180 Compose w/1 Arm \$357 Privacy Booth w/Table \$120 All Other Models <i>Not available on round ottomans. A layout is required if specifying on a corner unit.</i></p>	<p>\$574 Compose \$433 Compose w/1 Arm \$279 All Other Models <i>Not available on loveseat, sofa, or privacy models.</i></p>

## LEG OPTIONS – ROUND OTTOMANS

 <p>Wood (no upcharge)</p>	 <p>Metal Round (no upcharge)</p>	 <p>Metal Square (no upcharge)</p>	 <p>Sled Foot \$184</p>	 <p>Casters \$351</p>
<p><i>Metal feet available in silver color only.</i></p>			<p><i>5 per Ottoman.</i></p>	

## ARM CAP OPTIONS


Arm Cap \$310 (pair)  
\$155 (single)



*Thermoform only. Only available on Embrace models.*

## ARM CAP OPTIONS

Back Cap \$105



\$276 Corner Unit  
*Not available on loveseat, sofa or mid-back models.*

## MID-BACK OPTIONS

Mid-back



\$152 Chair Models  
\$307 Loveseat Models  
\$456 Sofa Models  
Overall height 35".

Mid-back Corner 64441 \$307



Overall height 35".  
COM: 0.5 yd

Mid-back Wedge Inside \$218



Overall height 35".  
COM: 0.25 yd

Mid-back Wedge Outside \$117




Overall height 35".  
COM: 0.25 yd

*Fabric zoning not recommended when using mid back with Indulge models.*

## OTTOMAN & TABLE TOP OTTOMANS OPTIONS

Upholstered (no upcharge)



H: 18" WT: 47 lb

Standard Height



H: 16.25" WT: 75 lb  
\$1451 Thermoform  
\$1430 Laminate

Low Table Top Square



H: 15"  
\$518 Thermoform  
\$692 Laminate

Low Table Top Wedge



H: 18"  
\$453 Thermoform  
\$668 Laminate

Low Table Top Round



Thermoform:  
22" 30" 36"  
\$231 \$384 \$612  
Laminate:  
22" 30" 36"  
\$350 \$562 \$837

## LAMINATE TOP OPTIONS

Compose Arm \$538 (pair)  
\$269 (single)



*Thermoform comes standard (no upcharge).*

Coffee Table Ottoman \$260



Integrated Table \$176



Round End Table Ottoman \$128



*Low Table Top is standard on 22" Round End Table Ottoman (6422-ET-OT) without an upcharge. Upholstered top not available on 22" Round End Table Ottoman.*

## POWER OPTIONS

USB/120V Outlet \$759



OR

120V/120V Outlet \$641



USB/120V Double Outlet \$1518



OR

120V/120V Double Outlet \$1282



*For chairs with table arm. Must specify black or silver. Cord length is 12'.*

*For Compose models with two table arms, wedge table and table top ottomans. Must specify black or silver. Cord length is 12'. Not available on Coffee Table Top Ottoman or Round Ottomans.*

## GANGING OPTION

\$69 Aspire and Indulge w/1 Arm

\$183 All other Chairs, Loveseats, Sofas and Wedge Ottomans

\$174 Square Ottomans

# Rally Aspire



## 64331HC ASPIRE CHAIR

W: 34.25" D: 31" H: 31" SW: 23" SD: 21" SH: 18" AH: 26.5" WT: 62 lb COM: 6.25 yd WT CAP: 400 lb

ZONE	B/COM	C	D	E	F	G	H	I	J	GENERAL INFORMATION
1	3290	3415	3534	3684	3934	4178	4428	4671	4921	MATERIAL: Maple MOIS. BARR: Included
2	3370	3495	3614	3764	4014	4258	4508	4751	5001	
3	3450	3575	3694	3844	4094	4338	4588	4831	5081	
4	3529	3654	3773	3923	4173	4417	4667	4910	5160	

See beginning of section for details on standard and optional items and pricing. Cannot be ganged.



## 64131HC ASPIRE CHAIR WITH 1 UPH ARM

W: 28.75" D: 31" H: 31" SW: 23" SD: 21" SH: 18" AH: 26.5" WT: 49 lb COM: 5 yd WT CAP: 400 lb

ZONE	B/COM	C	D	E	F	G	H	I	J	GENERAL INFORMATION
1	3037	3137	3232	3352	3552	3747	3947	4142	4342	MATERIAL: Maple MOIS. BARR: Included
2	3111	3211	3306	3426	3626	3821	4021	4216	4416	
3	3185	3285	3380	3500	3700	3895	4095	4290	4490	
4	3259	3359	3454	3574	3774	3969	4169	4364	4564	

When ordering, specify arm location (right or left) as facing the unit. Please use code RA (right arm) or LA (left arm). Ganging is available. See beginning of section for details on standard and optional items and pricing.



## 64332HC ASPIRE LOVESEAT

W: 57.25" D: 31" H: 31" SW: 46" SD: 21" SH: 18" AH: 26.5" WT: 90 lb COM: 8.5 yd WT CAP: 600 lb

ZONE	B/COM	C	D	E	F	G	H	I	J	GENERAL INFORMATION
1	5105	5275	5437	5641	5981	6312	6652	6984	7324	MATERIAL: Maple MOIS. BARR: Included
2	5229	5399	5561	5765	6105	6436	6776	7108	7448	
3	5353	5523	5685	5889	6229	6560	6900	7232	7572	
4	5478	5648	5810	6014	6354	6685	7025	7357	7697	

See beginning of section for details on standard and optional items and pricing. Cannot be ganged.

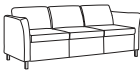


## 64132HC ASPIRE LOVESEAT WITH 1 UPH ARM

W: 51.75" D: 31" H: 31" SW: 46" SD: 21" SH: 18" AH: 26.5" WT: 79 lb COM: 7.25 yd WT CAP: 600 lb

ZONE	B/COM	C	D	E	F	G	H	I	J	GENERAL INFORMATION
1	4856	5001	5139	5313	5603	5886	6176	6458	6748	MATERIAL: Maple MOIS. BARR: Included
2	4974	5119	5257	5431	5721	6004	6294	6576	6866	
3	5093	5238	5376	5550	5840	6123	6413	6695	6985	
4	5212	5357	5495	5669	5959	6242	6532	6814	7104	

When ordering, specify arm location (right or left) as facing the unit. Please use code RA (right arm) or LA (left arm). See beginning of section for details on standard and optional items and pricing. Ganging is available.



## 64333HC ASPIRE SOFA

W: 80.25" D: 31" H: 31" SW: 69" SD: 21" SH: 18" AH: 26.5" WT: 125 lb COM: 10.75 yd WT CAP: 700 lb

ZONE	B/COM	C	D	E	F	G	H	I	J	GENERAL INFORMATION
1	6585	6800	7004	7262	7692	8112	8542	8961	9391	MATERIAL: Maple MOIS. BARR: Included
2	6745	6960	7164	7422	7852	8272	8702	9121	9551	
3	6906	7121	7325	7583	8013	8433	8863	9282	9712	
4	7066	7281	7485	7743	8173	8593	9023	9442	9872	

See beginning of section for details on standard and optional items and pricing. Cannot be ganged.



## 64133HC ASPIRE SOFA WITH 1 UPH ARM

W: 74.75" D: 31" H: 31" SW: 69" SD: 21" SH: 18" AH: 26.5" WT: 114 lb COM: 9.5 yd WT CAP: 700 lb

ZONE	B/COM	C	D	E	F	G	H	I	J	GENERAL INFORMATION
1	6336	6526	6707	6935	7315	7685	8065	8436	8816	MATERIAL: Maple MOIS. BARR: Included
2	6491	6681	6862	7090	7470	7840	8220	8591	8971	
3	6645	6835	7016	7244	7624	7994	8374	8745	9125	
4	6800	6990	7171	7399	7779	8149	8529	8900	9280	

When ordering, specify arm location (right or left) as facing the unit. Please use code RA (right arm) or LA (left arm). Ganging is available. See beginning of section for details on standard and optional items and pricing.

**Specify:**

- Product Number
- Arm Location
- Fabric Vendor, Pattern and Color
- Leg Option
- Wood Option Only:
- Wood Finish

See pages 16 & 17 for material and finish options.

# Rally Embrace



## 64311HC EMBRACE CHAIR

W: 30"	D: 31"	H: 31"	SW: 23"	SD: 21"	SH: 18"	AH: 26"	WT: 60 lb	COM: 6.25 yd	WT CAP: 400 lb	
ZONE	B/COM	C	D	E	F	G	H	I	J	GENERAL INFORMATION
1	3268	3393	3512	3662	3912	4156	4406	4649	4899	MATERIAL: Maple MOIS. BARR: Included
2	3347	3472	3591	3741	3991	4235	4485	4728	4978	
3	3426	3551	3670	3820	4070	4314	4564	4807	5057	
4	3506	3631	3750	3900	4150	4394	4644	4887	5137	

Ganging is available. See beginning of section for details on standard and optional items and pricing.



## 64111HC EMBRACE CHAIR WITH 1 UPH ARM

W: 26.5"	D: 31"	H: 31"	SW: 23"	SD: 21"	SH: 18"	AH: 26"	WT: 49 lb	COM: 4.75 yd	WT CAP: 400 lb	
ZONE	B/COM	C	D	E	F	G	H	I	J	GENERAL INFORMATION
1	3009	3104	3194	3308	3498	3684	3874	4059	4249	MATERIAL: Maple MOIS. BARR: Included
2	3082	3177	3267	3381	3571	3757	3947	4132	4322	
3	3156	3251	3341	3455	3645	3831	4021	4206	4396	
4	3229	3324	3414	3528	3718	3904	4094	4279	4469	

When ordering, specify arm location (right or left) as facing the unit. Please use code RA (right arm) or LA (left arm). Ganging is available. See beginning of section for details on standard and optional items and pricing.



## 64312HC EMBRACE LOVESEAT

W: 53"	D: 31"	H: 31"	SW: 46"	SD: 21"	SH: 18"	AH: 26"	WT: 96 lb	COM: 8.5 yd	WT CAP: 600 lb	
ZONE	B/COM	C	D	E	F	G	H	I	J	GENERAL INFORMATION
1	5071	5241	5403	5607	5947	6278	6618	6950	7290	MATERIAL: Maple MOIS. BARR: Included
2	5194	5364	5526	5730	6070	6401	6741	7073	7413	
3	5318	5488	5650	5854	6194	6525	6865	7197	7537	
4	5441	5611	5773	5977	6317	6648	6988	7320	7660	

Ganging is available. See beginning of section for details on standard and optional items and pricing.



## 64112HC EMBRACE LOVESEAT WITH 1 UPH ARM

W: 49.5"	D: 31"	H: 31"	SW: 46"	SD: 21"	SH: 18"	AH: 26"	WT: 82 lb	COM: 6.75 yd	WT CAP: 600 lb	
ZONE	B/COM	C	D	E	F	G	H	I	J	GENERAL INFORMATION
1	4815	4955	5088	5256	5536	5809	6089	6362	6642	MATERIAL: Maple MOIS. BARR: Included
2	4933	5073	5206	5374	5654	5927	6207	6480	6760	
3	5050	5190	5323	5491	5771	6044	6324	6597	6877	
4	5168	5308	5441	5609	5889	6162	6442	6715	6995	

When ordering, specify arm location (right or left) as facing the unit. Please use code RA (right arm) or LA (left arm). Ganging is available. See beginning of section for details on standard and optional items and pricing.



## 64313HC EMBRACE SOFA

W: 76"	D: 31"	H: 31"	SW: 69"	SD: 21"	SH: 18"	AH: 26"	WT: 131 lb	COM: 10.75 yd	WT CAP: 700 lb	
ZONE	B/COM	C	D	E	F	G	H	I	J	GENERAL INFORMATION
1	6538	6753	6957	7215	7645	8065	8495	8914	9344	MATERIAL: Maple MOIS. BARR: Included
2	6697	6912	7116	7374	7804	8224	8654	9073	9503	
3	6856	7071	7275	7533	7963	8383	8813	9232	9662	
4	7015	7230	7434	7692	8122	8542	8972	9391	9821	

Ganging is available. See beginning of section for details on standard and optional items and pricing.



## 64113HC EMBRACE SOFA WITH 1 UPH ARM

W: 72.5"	D: 31"	H: 31"	SW: 69"	SD: 21"	SH: 18"	AH: 26"	WT: 117 lb	COM: 9.25 yd	WT CAP: 700 lb	
ZONE	B/COM	C	D	E	F	G	H	I	J	GENERAL INFORMATION
1	6282	6467	6643	6865	7235	7596	7966	8326	8696	MATERIAL: Maple MOIS. BARR: Included
2	6435	6620	6796	7018	7388	7749	8119	8479	8849	
3	6589	6774	6950	7172	7542	7903	8273	8633	9003	
4	6742	6927	7103	7325	7695	8056	8426	8786	9156	

When ordering, specify arm location (right or left) as facing the unit. Please use code RA (right arm) or LA (left arm). Ganging is available. See beginning of section for details on standard and optional items and pricing.

**Specify:**

- Product Number
- Arm Location
- Fabric Vendor, Pattern and Color
- Leg Option
- Wood Option Only:
- Wood Finish

See pages 16 & 17 for material and finish options.

# Rally Indulge



## 64321HC INDULGE CHAIR

W: 34" D: 31" H: 31" SW: 23" SD: 21" SH: 18" AH: 23.5" WT: 60 lb COM: 5.5 yd WT CAP: 400 lb

ZONE	B/COM	C	D	E	F	G	H	I	J	GENERAL INFORMATION
1	3256	3366	3471	3603	3823	4037	4257	4472	4692	MATERIAL: Maple
2	3335	3445	3550	3682	3902	4116	4336	4551	4771	MOIS. BARR: Included
3	3414	3524	3629	3761	3981	4195	4415	4630	4850	
4	3494	3604	3709	3841	4061	4275	4495	4710	4930	

Cannot be ganged. See beginning of section for details on standard and optional items and pricing.



## 64121HC INDULGE CHAIR WITH 1 UPH ARM

W: 28.5" D: 31" H: 31" SW: 23" SD: 21" SH: 18" AH: 23.5" WT: 49 lb COM: 4.5 yd WT CAP: 400 lb

ZONE	B/COM	C	D	E	F	G	H	I	J	GENERAL INFORMATION
1	3005	3095	3181	3289	3469	3644	3824	4000	4180	MATERIAL: Maple
2	3078	3168	3254	3362	3542	3717	3897	4073	4253	MOIS. BARR: Included
3	3152	3242	3328	3436	3616	3791	3971	4147	4327	
4	3225	3315	3401	3509	3689	3864	4044	4220	4400	

When ordering, specify arm location (right or left) as facing the unit. Please use code RA (right arm) or LA (left arm). Ganging is available. See beginning of section for details on standard and optional items and pricing.



## 64322HC INDULGE LOVESEAT

W: 57" D: 31" H: 31" SW: 46" SD: 21" SH: 18" AH: 23.5" WT: 94 lb COM: 8.25 yd WT CAP: 600 lb

ZONE	B/COM	C	D	E	F	G	H	I	J	GENERAL INFORMATION
1	5063	5223	5375	5567	5887	6199	6519	6831	7151	MATERIAL: Maple
2	5186	5346	5498	5690	6010	6322	6642	6954	7274	MOIS. BARR: Included
3	5310	5470	5622	5814	6134	6446	6766	7078	7398	
4	5433	5593	5745	5937	6257	6569	6889	7201	7521	

Cannot be ganged. See beginning of section for details on standard and optional items and pricing.



## 64122HC INDULGE LOVESEAT WITH 1 UPH ARM

W: 51.5" D: 31" H: 31" SW: 46" SD: 21" SH: 18" AH: 23.5" WT: 81 lb COM: 6.75 yd WT CAP: 600 lb

ZONE	B/COM	C	D	E	F	G	H	I	J	GENERAL INFORMATION
1	4815	4955	5088	5256	5536	5809	6089	6362	6642	MATERIAL: Maple
2	4933	5073	5206	5374	5654	5927	6207	6480	6760	MOIS. BARR: Included
3	5050	5190	5323	5491	5771	6044	6324	6597	6877	
4	5168	5308	5441	5609	5889	6162	6442	6715	6995	

When ordering, specify arm location (right or left) as facing the unit. Please use code RA (right arm) or LA (left arm). Ganging is available. See beginning of section for details on standard and optional items and pricing.



## 64323HC INDULGE SOFA

W: 80" D: 31" H: 31" SW: 69" SD: 21" SH: 18" AH: 23.5" WT: 129 lb COM: 10.25 yd WT CAP: 700 lb

ZONE	B/COM	C	D	E	F	G	H	I	J	GENERAL INFORMATION
1	6530	6735	6930	7176	7586	7986	8396	8795	9205	MATERIAL: Maple
2	6689	6894	7089	7335	7745	8145	8555	8954	9364	MOIS. BARR: Included
3	6848	7053	7248	7494	7904	8304	8714	9113	9523	
4	7007	7212	7407	7653	8063	8463	8873	9272	9682	

Cannot be ganged. See beginning of section for details on standard and optional items and pricing.



## 64123HC INDULGE SOFA WITH 1 UPH ARM

W: 74.5" D: 31" H: 31" SW: 69" SD: 21" SH: 18" AH: 23.5" WT: 116 lb COM: 9.25 yd WT CAP: 700 lb

ZONE	B/COM	C	D	E	F	G	H	I	J	GENERAL INFORMATION
1	6282	6467	6643	6865	7235	7596	7966	8326	8696	MATERIAL: Maple
2	6435	6620	6796	7018	7388	7749	8119	8479	8849	MOIS. BARR: Included
3	6589	6774	6950	7172	7542	7903	8273	8633	9003	
4	6742	6927	7103	7325	7695	8056	8426	8786	9156	

When ordering, specify arm location (right or left) as facing the unit. Please use code RA (right arm) or LA (left arm). Ganging is available. See beginning of section for details on standard and optional items and pricing.

Specify:

Product Number

Arm Location

Fabric Vendor,  
Pattern and Color

Leg Option

Wood Option Only:

Wood Finish

See pages 16 & 17  
for material and finish  
options.

# Rally Compose

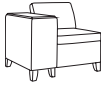


## 64341HC COMPOSE CHAIR

W: 46" D: 31" H: 31" SW: 23" SD: 21" SH: 18" AH: 26" WT: 116 lb COM: 6.25 yd WT CAP: 400 lb

ZONE	B/COM	C	D	E	F	G	H	I	J	GENERAL INFORMATION
1	6082	6207	6326	6476	6726	6970	7220	7463	7713	MATERIAL: Maple
2	6232	6357	6476	6626	6876	7120	7370	7613	7863	MOIS. BARR: Included
3	6381	6506	6625	6775	7025	7269	7519	7762	8012	
4	6531	6656	6775	6925	7175	7419	7669	7912	8162	

Specify material and finish when ordering. Ganging is available. Power is available on both arms. See beginning of section for details on standard and optional items and pricing.



## 64141HC COMPOSE CHAIR WITH 1 TABLE ARM

W: 34.5" D: 31" H: 31" SW: 23" SD: 21" SH: 18" AH: 26" WT: 77 lb COM: 4.75 yd WT CAP: 400 lb

ZONE	B/COM	C	D	E	F	G	H	I	J	GENERAL INFORMATION
1	4157	4252	4342	4456	4646	4832	5022	5207	5397	MATERIAL: Maple
2	4259	4354	4444	4558	4748	4934	5124	5309	5499	MOIS. BARR: Included
3	4361	4456	4546	4660	4850	5036	5226	5411	5601	
4	4463	4558	4648	4762	4952	5138	5328	5513	5703	

When ordering, specify table arm location (right or left) as facing the unit. Please use code LT (left table) or RT (right table). Specify material and finish when ordering. Ganging is available. Power is available. See beginning of section for details on standard and optional items and pricing.



## 64342HC COMPOSE LOVESEAT

W: 69" D: 31" H: 31" SW: 46" SD: 21" SH: 18" AH: 26" WT: 120 lb COM: 8.5 yd WT CAP: 600 lb

ZONE	B/COM	C	D	E	F	G	H	I	J	GENERAL INFORMATION
1	7177	7347	7509	7713	8053	8384	8724	9056	9396	MATERIAL: Maple
2	7353	7523	7685	7889	8229	8560	8900	9232	9572	MOIS. BARR: Included
3	7529	7699	7861	8065	8405	8736	9076	9408	9748	
4	7705	7875	8037	8241	8581	8912	9252	9584	9924	

Specify material and finish when ordering. Ganging is available. Power is available. See beginning of section for details on standard and optional items and pricing.

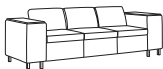


## 64142HC COMPOSE LOVESEAT WITH 1 TABLE ARM

W: 57.5" D: 31" H: 31" SW: 46" SD: 21" SH: 18" AH: 26" WT: 94 lb COM: 7 yd WT CAP: 600 lb

ZONE	B/COM	C	D	E	F	G	H	I	J	GENERAL INFORMATION
1	5289	5429	5562	5730	6010	6283	6563	6836	7116	MATERIAL: Maple
2	5418	5558	5691	5859	6139	6412	6692	6965	7245	MOIS. BARR: Included
3	5548	5688	5821	5989	6269	6542	6822	7095	7375	
4	5677	5817	5950	6118	6398	6671	6951	7224	7504	

When ordering, specify table arm location (right or left) as facing the unit. Please use code LT (left table) or RT (right table). Specify material and finish when ordering. Ganging is available. Power is available. See beginning of section for details on standard and optional items and pricing.

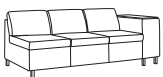


## 64343HC COMPOSE SOFA

W: 92" D: 31" H: 31" SW: 69" SD: 21" SH: 18" AH: 26" WT: 120 lb COM: 11 yd WT CAP: 700 lb

ZONE	B/COM	C	D	E	F	G	H	I	J	GENERAL INFORMATION
1	8178	8398	8607	8871	9311	9740	10180	10609	11049	MATERIAL: Maple
2	8378	8598	8807	9071	9511	9940	10380	10809	11249	MOIS. BARR: Included
3	8578	8798	9007	9271	9711	10140	10580	11009	11449	
4	8778	8998	9207	9471	9911	10340	10780	11209	11649	

Specify material and finish when ordering. Ganging is available. Power is available. See beginning of section for details on standard and optional items and pricing.



## 64143HC COMPOSE SOFA WITH 1 TABLE ARM

W: 80.5" D: 31" H: 31" SW: 69" SD: 21" SH: 18" AH: 26" WT: 129 lb COM: 9.5 yd WT CAP: 700 lb

ZONE	B/COM	C	D	E	F	G	H	I	J	GENERAL INFORMATION
1	6290	6480	6661	6889	7269	7639	8019	8390	8770	MATERIAL: Maple
2	6443	6633	6814	7042	7422	7792	8172	8543	8923	MOIS. BARR: Included
3	6597	6787	6968	7196	7576	7946	8326	8697	9077	
4	6750	6940	7121	7349	7729	8099	8479	8850	9230	

When ordering, specify table arm location (right or left) as facing the unit. Please use code LT (left table) or RT (right table). Specify material and finish when ordering. Ganging is available. Power is available. See beginning of section for details on standard and optional items and pricing.

Specify:

- Product Number
- Arm Location
- Fabric Vendor, Pattern and Color
- Thermoform Finish
- Laminate Finish
- Leg Option
- Power Option and Color

Wood Option Only:

- Wood Finish

See pages 16 & 17 for material and finish options.

# Rally Compose with Embrace

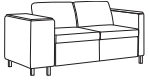


## 64241HC COMPOSE CHAIR WITH TABLE ARM AND EMBRACE ARM

W: 38" D: 31" H: 31" SW: 23" SD: 21" SH: 18" AH: 26" WT: 89 lb COM: 6.25 yd WT CAP: 400 lb

ZONE	B/COM	C	D	E	F	G	H	I	J	GENERAL INFORMATION
1	4933	5058	5177	5327	5577	5821	6071	6314	6564	MATERIAL: Maple
2	5054	5179	5298	5448	5698	5942	6192	6435	6685	MOIS. BARR: Included
3	5175	5300	5419	5569	5819	6063	6313	6556	6806	
4	5295	5420	5539	5689	5939	6183	6433	6676	6926	

When ordering, specify arm and table location (right or left) as facing the unit. Please use code LART (left arm, right table) or LTRA (left table, right arm). Specify material and finish when ordering. Power is available. See beginning of section for details on standard and optional items and pricing.



## 64242HC COMPOSE LOVESEAT WITH TABLE ARM AND EMBRACE ARM

W: 61" D: 31" H: 31" SW: 46" SD: 21" SH: 18" AH: 26" WT: 108 lb COM: 8.5 yd WT CAP: 600 lb

ZONE	B/COM	C	D	E	F	G	H	I	J	GENERAL INFORMATION
1	6049	6219	6381	6585	6925	7256	7596	7928	8268	MATERIAL: Maple
2	6197	6367	6529	6733	7073	7404	7744	8076	8416	MOIS. BARR: Included
3	6345	6515	6677	6881	7221	7552	7892	8224	8564	
4	6492	6662	6824	7028	7368	7699	8039	8371	8711	

When ordering, specify arm and table arm location (right or left) as facing the unit. Please use code LTRA (left table, right arm) or LART (left arm, right table). Specify material and finish when ordering. Ganging is available. Power is available. See beginning of section for details on standard and optional items and pricing.



## 64243HC COMPOSE SOFA WITH TABLE ARM AND EMBRACE ARM

W: 84" D: 31" H: 31" SW: 69" SD: 21" SH: 18" AH: 26" WT: 143 lb COM: 10.75 yd WT CAP: 700 lb

ZONE	B/COM	C	D	E	F	G	H	I	J	GENERAL INFORMATION
1	7047	7262	7466	7724	8154	8574	9004	9423	9853	MATERIAL: Maple
2	7219	7434	7638	7896	8326	8746	9176	9595	10025	MOIS. BARR: Included
3	7391	7606	7810	8068	8498	8918	9348	9767	10197	
4	7563	7778	7982	8240	8670	9090	9520	9939	10369	

When ordering, specify arm and table arm location (right or left) as facing the unit. Please use code LTRA (left table, right arm) or LART (left arm, right table). Specify material and finish when ordering. Ganging is available. Power is available. See beginning of section for details on standard and optional items and pricing.

Specify:

- Product Number
- Arm Location
- Fabric Vendor, Pattern and Color
- Thermoform Finish
- Laminate Finish
- Leg Option
- Power Option and Color

Wood Option Only:

- Wood Finish

See pages 16 & 17 for material and finish options.



# Rally Armless Universal



## 64401HC ARMLESS CHAIR

		W: 23"	D: 31"	H: 31"	SW: 23"	SD: 21"	SH: 18"	AH: -	WT: 38 lb	COM: 3.5 yd	WT CAP: 400 lb
ZONE	B/COM	C	D	E	F	G	H	I	J	GENERAL INFORMATION	
1	2237	2307	2374	2458	2598	2734	2874	3011	3151	MATERIAL: Maple	
2	2292	2362	2429	2513	2653	2789	2929	3066	3206	MOIS. BARR: Included	
3	2346	2416	2483	2567	2707	2843	2983	3120	3260		
4	2401	2471	2538	2622	2762	2898	3038	3175	3315		

Ganging is available. See beginning of section for details on standard and optional items and pricing.



## 64402HC ARMLESS LOVESEAT

		W: 46"	D: 31"	H: 31"	SW: 46"	SD: 21"	SH: 18"	AH: -	WT: 68 lb	COM: 5.5 yd	WT CAP: 600 lb
ZONE	B/COM	C	D	E	F	G	H	I	J	GENERAL INFORMATION	
1	3491	3606	3715	3853	4083	4308	4538	4762	4992	MATERIAL: Maple	
2	3576	3691	3800	3938	4168	4393	4623	4847	5077	MOIS. BARR: Included	
3	3661	3776	3885	4023	4253	4478	4708	4932	5162		
4	3746	3861	3970	4108	4338	4563	4793	5017	5247		

Ganging is available. See beginning of section for details on standard and optional items and pricing.



## 64403HC ARMLESS SOFA

		W: 69"	D: 31"	H: 31"	SW: 69"	SD: 21"	SH: 18"	AH: -	WT: 103 lb	COM: 8 yd	WT CAP: 700 lb
ZONE	B/COM	C	D	E	F	G	H	I	J	GENERAL INFORMATION	
1	4509	4669	4821	5013	5333	5645	5965	6277	6597	MATERIAL: Maple	
2	4619	4779	4931	5123	5443	5755	6075	6387	6707	MOIS. BARR: Included	
3	4728	4888	5040	5232	5552	5864	6184	6496	6816		
4	4838	4998	5150	5342	5662	5974	6294	6606	6926		

Ganging is available. See beginning of section for details on standard and optional items and pricing.

## 64441HC CORNER CHAIR

		W: 31"	D: 31"	H: 31"	SW: 21"	SD: 21"	SH: 18"	AH: -	WT: 65 lb	COM: 4.75 yd	WT CAP: 400 lb
ZONE	B/COM	C	D	E	F	G	H	I	J	GENERAL INFORMATION	
1	3378	3473	3563	3677	3867	4053	4243	4428	4618	MATERIAL: Maple	
2	3461	3556	3646	3760	3950	4136	4326	4511	4701	MOIS. BARR: Included	
3	3543	3638	3728	3842	4032	4218	4408	4593	4783		
4	3626	3721	3811	3925	4115	4301	4491	4676	4866		

Ganging is available. See beginning of section for details on standard and optional items and pricing. Use of patterned fabric on seat is not recommended.



## 64454HC INSIDE WEDGE CHAIR, 30-DEGREE ANGLE WITH WIDE BACK

		W: 18-34"	D: 30"	H: 31"	SW: -	SD: -	SH: 18"	AH: -	WT: 44 lb	COM: 4.25 yd	WT CAP: 400 lb
ZONE	B/COM	C	D	E	F	G	H	I	J	GENERAL INFORMATION	
1	2792	2877	2958	3060	3230	3396	3566	3731	3901	MATERIAL: Maple	
2	2860	2945	3026	3128	3298	3464	3634	3799	3969	MOIS. BARR: Included	
3	2928	3013	3094	3196	3366	3532	3702	3867	4037		
4	2996	3081	3162	3264	3434	3600	3770	3935	4105		

Ganging is available. See beginning of section for details on standard and optional items and pricing. Use of patterned fabric on seat is not recommended.



## 64455HC OUTSIDE WEDGE CHAIR, 30-DEGREE ANGLE WITH NARROW BACK

		W: 18-34"	D: 30"	H: 31"	SW: -	SD: -	SH: 18"	AH: -	WT: 40 lb	COM: 3.75 yd	WT CAP: 400 lb
ZONE	B/COM	C	D	E	F	G	H	I	J	GENERAL INFORMATION	
1	2550	2625	2696	2786	2936	3083	3233	3379	3529	MATERIAL: Maple	
2	2612	2687	2758	2848	2998	3145	3295	3441	3591	MOIS. BARR: Included	
3	2674	2749	2820	2910	3060	3207	3357	3503	3653		
4	2737	2812	2883	2973	3123	3270	3420	3566	3716		

Ganging is available. See beginning of section for details on standard and optional items and pricing. Use of patterned fabric on seat is not recommended.

**Specify:**

- Product Number
- Fabric Vendor, Pattern and Color
- Leg Option
- Wood Option Only:
- Wood Finish

**See pages 16 & 17 for material and finish options.**

# Rally Ottomans and Tables



## 64500 INTEGRATED TABLE

W: 22.5" D: 28.5" H: 26.75" SW: - SD: - SH: - AH: - WT: 63 lb COM: 1.75 yd WT CAP: -

ZONE	B/COM	C	D	E	F	G	H	I	J	GENERAL INFORMATION
1	3088	3123	3156	3198	3268	3337	3407	3475	3545	MATERIAL: Maple
2	3164	3199	3232	3274	3344	3413	3483	3551	3621	MOIS. BARR: Included
3	3241	3276	3309	3351	3421	3490	3560	3628	3698	
4	3318	3353	3386	3428	3498	3567	3637	3705	3775	

Table must be permanently attached to 2 units (armless on connection side). Must send in a layout with the order. Specify black or silver table leg when ordering. Casters are not available. Specify material and finish when ordering. Power is available. See beginning of section for details on standard and optional items and pricing.



## 64-OT OTTOMAN

W: 31" D: 31" H: 18" SW: - SD: - SH: - AH: - WT: 47 lb COM: 3 yd WT CAP: -

ZONE	B/COM	C	D	E	F	G	H	I	J	GENERAL INFORMATION
1	1580	1640	1697	1769	1889	2006	2126	2243	2363	MATERIAL: Maple
2	1618	1678	1735	1807	1927	2044	2164	2281	2401	MOIS. BARR: Included
3	1657	1717	1774	1846	1966	2083	2203	2320	2440	
4	1695	1755	1812	1884	2004	2121	2241	2358	2478	

Ottoman with low table top is available at an additional charge. Specify material and finish when ordering. Ganging is available. See beginning of section for details on standard and optional items and pricing.



## 64-CT-OT COFFEE TABLE OTTOMAN

W: 31" D: 31" H: 21" SW: - SD: - SH: - AH: - WT: 75 lb COM: 2 yd WT CAP: -

ZONE	B/COM	C	D	E	F	G	H	I	J	GENERAL INFORMATION
1	3831	3871	3909	3957	4037	4115	4195	4273	4353	MATERIAL: Maple
2	3926	3966	4004	4052	4132	4210	4290	4368	4448	MOIS. BARR: Included
3	4021	4061	4099	4147	4227	4305	4385	4463	4543	
4	4116	4156	4194	4242	4322	4400	4480	4558	4638	

Specify material and finish when ordering. Ganging is available. See beginning of section for details on standard and optional items and pricing. Not available with power option.



## 64-WG-OT WEDGE OTTOMAN, 30-DEGREE ANGLE

W: 18-34" D: 30" H: 18" SW: - SD: - SH: - AH: - WT: 35 lb COM: 3.5 yd WT CAP: -

ZONE	B/COM	C	D	E	F	G	H	I	J	GENERAL INFORMATION
1	1681	1741	1798	1870	1990	2107	2227	2344	2464	MATERIAL: Maple
2	1722	1782	1839	1911	2031	2148	2268	2385	2505	MOIS. BARR: Included
3	1763	1823	1880	1952	2072	2189	2309	2426	2546	
4	1803	1863	1920	1992	2112	2229	2349	2466	2586	

Low table top option available; specify material and finish when ordering. Power options available. Height is 15" with table top. Specify material and finish when ordering. Ganging is available on sides only. See beginning of section for details on standard and optional items and pricing.



## 64550 WEDGE TABLE, 30-DEGREE ANGLE

W: 18-34" D: 30" H: 26" SW: - SD: - SH: - AH: - WT: 67 lb COM: 2.75 yd WT CAP: -

ZONE	B/COM	C	D	E	F	G	H	I	J	GENERAL INFORMATION
1	2302	2357	2409	2475	2585	2693	2803	2910	3020	MATERIAL: Maple
2	2358	2413	2465	2531	2641	2749	2859	2966	3076	MOIS. BARR: Included
3	2415	2470	2522	2588	2698	2806	2916	3023	3133	
4	2471	2526	2578	2644	2754	2862	2972	3079	3189	

Specify material and finish when ordering. Ganging is available on sides only. See beginning of section for details on standard and optional items and pricing.

**Specify:**

- Product Number
- Fabric Vendor, Pattern and Color
- Thermoform Finish
- Laminate Finish
- Leg Option
- Power Option and Color

**Wood Option Only:**

- Wood Finish

See pages 16 & 17 for material and finish options.



# Rally Ottomans and Tables

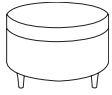


## 6422-OT 22" ROUND OTTOMAN

W: 22" D: 22" H: 18" SW: - SD: - SH: - AH: - WT: 26 lb COM: 1.5 yd WT CAP: -

ZONE	B/COM	C	D	E	F	G	H	I	J	GENERAL INFORMATION
1	12004	2034	2063	2099	2159	2217	2277	2336	2396	MATERIAL: Maple MOIS. BARR: Included
2	2054	2084	2113	2149	2209	2267	2327	2386	2446	
3	2103	2133	2162	2198	2258	2316	2376	2435	2495	
4	2152	2182	2211	2247	2307	2365	2425	2484	2544	

Low table top option available; specify material and finish when ordering. Height is 15" with table top. Power and ganging options not available. See beginning of section for details on standard and optional items and pricing.

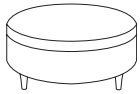


## 6430-OT 30" ROUND OTTOMAN

W: 30" D: 30" H: 18" SW: - SD: - SH: - AH: - WT: 34 lb COM: 2.75 yd WT CAP: -

ZONE	B/COM	C	D	E	F	G	H	I	J	GENERAL INFORMATION
1	2352	2407	2459	2525	2635	2743	2853	2960	3070	MATERIAL: Maple MOIS. BARR: Included
2	2410	2465	2517	2583	2693	2801	2911	3018	3128	
3	2467	2522	2574	2640	2750	2858	2968	3075	3185	
4	2525	2580	2632	2698	2808	2916	3026	3133	3243	

Low table top option available; specify material and finish when ordering. Height is 15" with table top. Power and ganging options not available. See beginning of section for details on standard and optional items and pricing.



## 6436-OT 36" ROUND OTTOMAN

W: 36" D: 36" H: 18" SW: - SD: - SH: - AH: - WT: 44 lb COM: 3 yd WT CAP: -

ZONE	B/COM	C	D	E	F	G	H	I	J	GENERAL INFORMATION
1	2687	2747	2804	2876	2996	3113	3233	3350	3470	MATERIAL: Maple MOIS. BARR: Included
2	2753	2813	2870	2942	3062	3179	3299	3416	3536	
3	2819	2879	2936	3008	3128	3245	3365	3482	3602	
4	2885	2945	3002	3074	3194	3311	3431	3548	3668	

Low table top option available; specify material and finish when ordering. Height is 15" with table top. Power and ganging options not available. See beginning of section for details on standard and optional items and pricing.



## 6422-ET-OT 22" ROUND END TABLE

W: 22" D: 22" H: 22" SW: - SD: - SH: - AH: - WT: 34 lb COM: 1.5 yd WT CAP: -

ZONE	B/COM	C	D	E	F	G	H	I	J	GENERAL INFORMATION
1	2290	2320	2349	2385	2445	2503	2563	2622	2682	MATERIAL: Maple MOIS. BARR: Included
2	2347	2377	2406	2442	2502	2560	2620	2679	2739	
3	2403	2433	2462	2498	2558	2616	2676	2735	2795	
4	2460	2490	2519	2555	2615	2673	2733	2792	2852	

Specify material and finish when ordering. Power and ganging options not available. See beginning of section for details on standard and optional items and pricing.

**Specify:**

- Product Number
- Fabric Vendor, Pattern and Color
- Thermoform Finish
- Laminate Finish
- Leg Option
- Power Option and Color

**Wood Option Only:**

- Wood Finish

**See pages 16 & 17 for material and finish options.**