


latitude

**WIELAND**  
healthcare

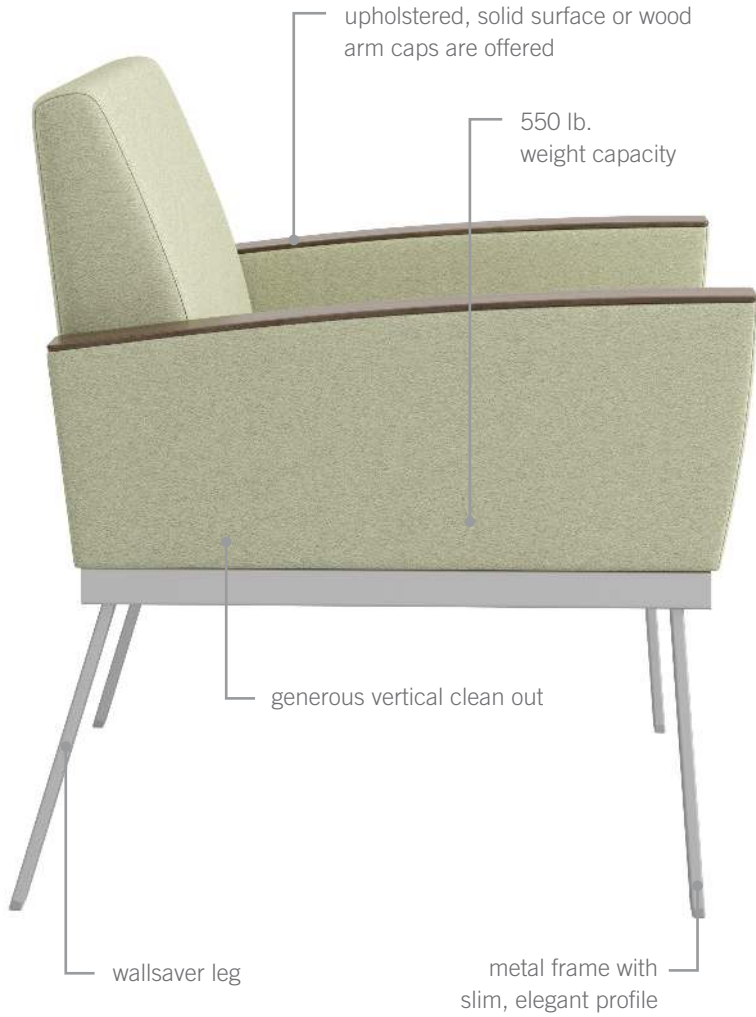


## modern comfort

Latitude features a sleek metal frame with a tall leg. Soft curves and crisp edges accent the cantilevered wing tables and integrated center table. Slightly domed seats offer superior comfort. To provide true comfort for loved ones while waiting, we now offer a power option to address emotional comfort in addition to sitting comfort. With personal technology becoming integrated into the patient journey, this new feature allows family and friends to charge their devices while remaining close and comfortable in the waiting area.



# highlights



- linear, platform-based design reduces leg locations
- open base makes cleaning easier
- upholstered arm is standard
- wing and center tables available in wood or solid surface
- tandem and bench models available
- Power outlet available in white or black
- 25-year warranty



10311  
chair  
*shown with  
power option*




10322  
loveseat, center arm



10313  
sofa



10312CT  
2-seat, center table  
*shown with  
power option*



10392CT  
2-seat bench, center table

## arm options



upholstered arm  
(standard)



wood cap



solid surface cap

## table options

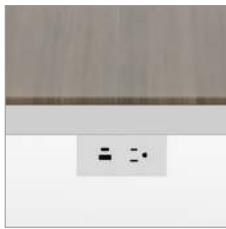


wood  
(standard)



solid surface

## power options




*Power units are mounted on the left hand facing side of single seat chairs 10311 and 1031130, all other units are mounted in the center.*

Available in white or black

## specifications

Product No.	Description	W	D	H	SW	SD	SH	AH	WT	YDG	WT CAP
10311	Chair	27"	28.75"	32"	22"	20.5"	18.75"	24"	65	3	550
1031130	Chair, Wide	35"	28.75"	32"	30"	20.5"	18.75"	24"	67	3.25	550
10312	Loveseat	49"	28.75"	32"	22"	20.5"	18.75"	24"	86	4	750
10313	Sofa	71"	28.75"	32"	22"	20.5"	18.75"	24"	107	5.25	750
10322	Loveseat, Center Arm	51.5"	28.75"	32"	22"	20.5"	18.75"	24"	95	4.5	750
10323	Sofa, Center Arm	76"	28.75"	32"	22"	20.5"	18.75"	24"	131	6.25	750
10312CT	2-Seat, Center Table	71"	28.75"	32"	22"	20.5"	18.75"	24"	126	5.5	750
10312WT	Loveseat, Wing Tables	71"	28.75"	32"	22"	20.5"	18.75"	24"	104	4	750
10392	2-Seat Bench	43.5"	17.75"	17.5"	22"	18.75"	17.5"	-	38	2	750
10393	3-Seat Bench	65.5"	17.75"	17.5"	22"	18.75"	17.5"	-	52	2.75	750
10392CT	2-Seat Bench, Center Table	65.5"	17.75"	17.5"	22"	18.75"	17.5"	-	42	2	750



**WIELAND**  
healthcare

888.WIELAND  
wielandhealthcare.com

