

ARM CAP OPTIONS



Standard.



Solid Surface Cap
\$268

\$402 2-Seat Tandem
\$536 3-Seat Tandem
Specify solid surface color.



Thermoform Cap
\$403

\$605 2-Seat Tandem
\$806 3-Seat Tandem
Specify thermoform finish.



Wood Cap
\$134

\$201 2-Seat Tandem
\$268 3-Seat Tandem
Specify wood finish (Beech).



Nylon Cap
\$67


\$101 2-Seat Tandem
\$134 3-Seat Tandem
Specify nylon color. Not available on 2- and 3-seat benches.



Full Solid Surface Cap
\$281

\$420 2-Seat Tandem
\$559 3-Seat Tandem
Specify solid surface color.
Full cap available in solid surface only. Not available on benches.

ARM OPTIONS



Open Arm



Fabric Arm Insert

MODULAR TABLE OPTIONS



Thermoform

Standard. Specify thermoform finish. Not available on arm insert models.



Solid Surface
\$440

Specify solid surface color. Not available on arm insert models.

ACCESSORIES



Ganging Assembly
\$166 (6650707)

One assembly required between each seat.



Tip Back Caster
\$125

Available on single seat models only.

Hale Arm Chairs



6651121 CHAIR, 21" SEAT, METAL FRAME

W: 24" D: 24.75" H: 34" SW: 21" SD: 19" SH: 18" AH: 25" WT: 35 lb COM: 2 yd WT CAP: 550 lb

ZONE	B/COM	C	D	E	F	G	H	I	J	GENERAL INFORMATION
1	1600	1636	1680	1728	1800	1872	1942	2014	2084	MATERIAL: Metal MOIS. BARR: \$24 CA TB133: \$120
2	1639	1675	1719	1767	1839	1911	1981	2053	2123	
3	1679	1715	1759	1807	1879	1951	2021	2093	2163	
4	1718	1754	1798	1846	1918	1990	2060	2132	2202	

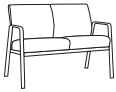
Metal powder coat available in silver finish only.

6651130 CHAIR, 30" SEAT, METAL FRAME

W: 33" D: 24.75" H: 34" SW: 30" SD: 19" SH: 18" AH: 25" WT: 43 lb COM: 2.75 yd WT CAP: 750 lb

ZONE	B/COM	C	D	E	F	G	H	I	J	GENERAL INFORMATION
1	2011	2061	2121	2187	2286	2385	2481	2580	2677	MATERIAL: Metal MOIS. BARR: \$33 CA TB133: \$165
2	2060	2110	2170	2236	2335	2434	2530	2629	2726	
3	2110	2160	2220	2286	2385	2484	2580	2679	2776	
4	2159	2209	2269	2335	2434	2533	2629	2728	2825	

Metal powder coat available in silver finish only.

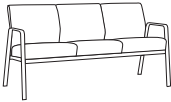


665112 LOVESEAT, METAL FRAME

W: 45" D: 24.75" H: 34" SW: 21" SD: 19" SH: 18" AH: 25" WT: 71 lb COM: 3.25 yd WT CAP: 750 lb

ZONE	B/COM	C	D	E	F	G	H	I	J	GENERAL INFORMATION
1	3034	3093	3164	3242	3359	3476	3590	3707	3821	MATERIAL: Metal MOIS. BARR: \$39 CA TB133: \$195
2	3109	3168	3239	3317	3434	3551	3665	3782	3896	
3	3184	3243	3314	3392	3509	3626	3740	3857	3971	
4	3259	3318	3389	3467	3584	3701	3815	3932	4046	

Metal powder coat available in silver finish only.



665113 SOFA, METAL FRAME

W: 66" D: 24.75" H: 34" SW: 21" SD: 19" SH: 18" AH: 25" WT: 103 lb COM: 4.75 yd WT CAP: 750 lb

ZONE	B/COM	C	D	E	F	G	H	I	J	GENERAL INFORMATION
1	4481	4567	4671	4785	4956	5127	5293	5464	5631	MATERIAL: Metal MOIS. BARR: \$57 CA TB133: \$285
2	4592	4678	4782	4896	5067	5238	5404	5575	5742	
3	4702	4788	4892	5006	5177	5348	5514	5685	5852	
4	4813	4899	5003	5117	5288	5459	5625	5796	5963	

Metal powder coat available in silver finish only.

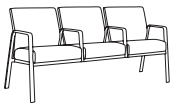


66510-2T 2 SEAT TANDEM, SHORT CENTER ARMS, METAL FRAME

W: 46.5" D: 24.75" H: 34" SW: 21" SD: 19" SH: 18" AH: 25" WT: 73 lb COM: 3.25 yd WT CAP: 750 lb

ZONE	B/COM	C	D	E	F	G	H	I	J	GENERAL INFORMATION
1	3198	3257	3328	3406	3523	3640	3754	3871	3985	MATERIAL: Metal MOIS. BARR: \$39 CA TB133: \$195
2	3277	3336	3407	3485	3602	3719	3833	3950	4064	
3	3356	3415	3486	3564	3681	3798	3912	4029	4143	
4	3435	3494	3565	3643	3760	3877	3991	4108	4222	

Metal powder coat available in silver finish only.



66510-3T 3 SEAT TANDEM, SHORT CENTER ARMS, METAL FRAME

W: 69" D: 24.75" H: 34" SW: 21" SD: 19" SH: 18" AH: 25" WT: 106 lb COM: 4.75 yd WT CAP: 750 lb

ZONE	B/COM	C	D	E	F	G	H	I	J	GENERAL INFORMATION
1	4801	4887	4991	5105	5276	5447	5613	5784	5951	MATERIAL: Metal MOIS. BARR: \$57 CA TB133: \$285
2	4920	5006	5110	5224	5395	5566	5732	5903	6070	
3	5038	5124	5228	5342	5513	5684	5850	6021	6188	
4	5157	5243	5347	5461	5632	5803	5969	6140	6307	

Metal powder coat available in silver finish only.

Specify:
 Product Number
 Fabric Vendor,
 Pattern and Color

See pages 16 & 17
 for material and finish
 options.

Hale Arm Chairs



6652121 CHAIR, 21" SEAT, ARM INSERT, METAL FRAME


W: 24"	D: 24.75"	H: 34"	SW: 21"	SD: 19"	SH: 18"	AH: 25"	WT: 37 lb	COM: 2.5 yd	WT CAP: 550 lb	
ZONE	B/COM	C	D	E	F	G	H	I	J	GENERAL INFORMATION
1	2086	2131	2186	2246	2336	2426	2514	2604	2691	MATERIAL: Metal MOIS. BARR: \$30 CA TB133: \$150
2	2137	2182	2237	2297	2387	2477	2565	2655	2742	
3	2189	2234	2289	2349	2439	2529	2617	2707	2794	
4	2240	2285	2340	2400	2490	2580	2668	2758	2845	

Metal powder coat available in silver finish only.

6652130 CHAIR, 30" SEAT, ARM INSERT, METAL FRAME

W: 33"	D: 24.75"	H: 34"	SW: 30"	SD: 19"	SH: 18"	AH: 25"	WT: 45 lb	COM: 2.75 yd	WT CAP: 750 lb	
ZONE	B/COM	C	D	E	F	G	H	I	J	GENERAL INFORMATION
1	2501	2551	2611	2677	2776	2875	2971	3070	3167	MATERIAL: Metal MOIS. BARR: \$33 CA TB133: \$165
2	2563	2613	2673	2739	2838	2937	3033	3132	3229	
3	2624	2674	2734	2800	2899	2998	3094	3193	3290	
4	2686	2736	2796	2862	2961	3060	3156	3255	3352	

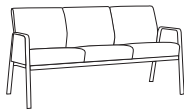
Metal powder coat available in silver finish only.



665212 LOVESEAT, ARM INSERT, METAL FRAME

W: 45"	D: 24.75"	H: 34"	SW: 21"	SD: 19"	SH: 18"	AH: 25"	WT: 73 lb	COM: 3.75 yd	WT CAP: 750 lb	
ZONE	B/COM	C	D	E	F	G	H	I	J	GENERAL INFORMATION
1	3724	3792	3874	3964	4099	4234	4365	4500	4632	MATERIAL: Metal MOIS. BARR: \$45 CA TB133: \$225
2	3816	3884	3966	4056	4191	4326	4457	4592	4724	
3	3908	3976	4058	4148	4283	4418	4549	4684	4816	
4	4000	4068	4150	4240	4375	4510	4641	4776	4908	

Metal powder coat available in silver finish only.



665213 SOFA, ARM INSERT, METAL FRAME

W: 66"	D: 24.75"	H: 34"	SW: 21"	SD: 19"	SH: 18"	AH: 25"	WT: 105 lb	COM: 5 yd	WT CAP: 750 lb	
ZONE	B/COM	C	D	E	F	G	H	I	J	GENERAL INFORMATION
1	5381	5471	5581	5701	5881	6061	6236	6416	6591	MATERIAL: Metal MOIS. BARR: \$60 CA TB133: \$300
2	5514	5604	5714	5834	6014	6194	6369	6549	6724	
3	5647	5737	5847	5967	6147	6327	6502	6682	6857	
4	5780	5870	5980	6100	6280	6460	6635	6815	6990	

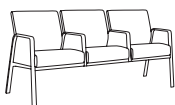
Metal powder coat available in silver finish only.



66520-2T 2 SEAT TANDEM, SHORT CENTER ARMS, ARM INSERT METAL FRAME

W: 46.5"	D: 24.75"	H: 34"	SW: 21"	SD: 19"	SH: 18"	AH: 25"	WT: 76 lb	COM: 4 yd	WT CAP: 750 lb	
ZONE	B/COM	C	D	E	F	G	H	I	J	GENERAL INFORMATION
1	3893	3965	4053	4149	4293	4437	4577	4721	4861	MATERIAL: Metal MOIS. BARR: \$48 CA TB133: \$240
2	3989	4061	4149	4245	4389	4533	4673	4817	4957	
3	4085	4157	4245	4341	4485	4629	4769	4913	5053	
4	4181	4253	4341	4437	4581	4725	4865	5009	5149	

Metal powder coat available in silver finish only.



66520-3T 3 SEAT TANDEM, SHORT CENTER ARMS, ARM INSERT METAL FRAME

W: 69"	D: 24.75"	H: 34"	SW: 21"	SD: 19"	SH: 18"	AH: 25"	WT: 110 lb	COM: 5.5 yd	WT CAP: 750 lb	
ZONE	B/COM	C	D	E	F	G	H	I	J	GENERAL INFORMATION
1	5699	5798	5919	6051	6249	6447	6640	6838	7030	MATERIAL: Metal MOIS. BARR: \$66 CA TB133: \$330
2	5840	5939	6060	6192	6390	6588	6781	6979	7171	
3	5981	6080	6201	6333	6531	6729	6922	7120	7312	
4	6121	6220	6341	6473	6671	6869	7062	7260	7452	

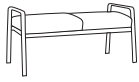
Metal powder coat available in silver finish only.

Specify:

- Product Number
- Fabric Vendor, Pattern and Color

See pages 16 & 17 for material and finish options.

Hale Benches

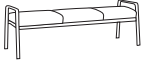


665192 2 SEAT BENCH, METAL FRAME

W: 45.75" D: 21.5" H: 22" SW: 21" SD: 21" SH: 18" AH: 22" WT: 56 lb COM: 2 yd WT CAP: 750 lb

ZONE	B/COM	C	D	E	F	G	H	I	J	GENERAL INFORMATION
1	2628	2664	2708	2756	2828	2900	2970	3042	3112	MATERIAL: Metal
2	2693	2729	2773	2821	2893	2965	3035	3107	3177	MOIS. BARR: \$24
3	2758	2794	2838	2886	2958	3030	3100	3172	3242	CA TB133: \$120
4	2823	2859	2903	2951	3023	3095	3165	3237	3307	

Metal powder coat available in silver finish only.



665193 3 SEAT BENCH, METAL FRAME

W: 67.5" D: 21.5" H: 22" SW: 21" SD: 21" SH: 18" AH: 22" WT: 78 lb COM: 2.25 yd WT CAP: 750 lb

ZONE	B/COM	C	D	E	F	G	H	I	J	GENERAL INFORMATION
1	3453	3494	3543	3597	3678	3759	3838	3919	3998	MATERIAL: Metal
2	3539	3580	3629	3683	3764	3845	3924	4005	4084	MOIS. BARR: \$27
3	3624	3665	3714	3768	3849	3930	4009	4090	4169	CA TB133: \$135
4	3710	3751	3800	3854	3935	4016	4095	4176	4255	

Metal powder coat available in silver finish only.

Specify:

- Product Number
- Fabric Vendor, Pattern and Color

See pages 16 & 17 for material and finish options.

Hale Patient Chairs



6651721 PATIENT CHAIR, 21" SEAT, METAL FRAME, HIGH BACK

W: 24" D: 24.75" H: 43.75" SW: 21" SD: 19" SH: 18" AH: 25" WT: 40 lb COM: 2.25 yd WT CAP: 550 lb

ZONE	B/COM	C	D	E	F	G	H	I	J	GENERAL INFORMATION
1	1808	1849	1898	1952	2033	2114	2193	2274	2353	MATERIAL: Metal MOIS. BARR: \$27 CA TB133: \$135
2	1853	1894	1943	1997	2078	2159	2238	2319	2398	
3	1897	1938	1987	2041	2122	2203	2282	2363	2442	
4	1942	1983	2032	2086	2167	2248	2327	2408	2487	

Metal powder coat available in silver finish only.

6651730 PATIENT CHAIR, 30" SEAT, METAL FRAME, HIGH BACK

W: 33" D: 24.75" H: 43.75" SW: 30" SD: 19" SH: 18" AH: 25" WT: 47 lb COM: 3.25 yd WT CAP: 750 lb

ZONE	B/COM	C	D	E	F	G	H	I	J	GENERAL INFORMATION
1	2219	2278	2349	2427	2544	2661	2775	2892	3006	MATERIAL: Metal MOIS. BARR: \$39 CA TB133: \$195
2	2273	2332	2403	2481	2598	2715	2829	2946	3060	
3	2328	2387	2458	2536	2653	2770	2884	3001	3115	
4	2383	2442	2513	2591	2708	2825	2939	3056	3170	

Metal powder coat available in silver finish only.



6652721 PATIENT CHAIR, 21" SEAT, ARM INSERT, METAL FRAME HIGH BACK

W: 24" D: 24.75" H: 43.75" SW: 21" SD: 19" SH: 18" AH: 25" WT: 40 lb COM: 2.75 yd WT CAP: 550 lb

ZONE	B/COM	C	D	E	F	G	H	I	J	GENERAL INFORMATION
1	2293	2343	2403	2469	2568	2667	2763	2862	2959	MATERIAL: Metal MOIS. BARR: \$33 CA TB133: \$165
2	2349	2399	2459	2525	2624	2723	2819	2918	3015	
3	2406	2456	2516	2582	2681	2780	2876	2975	3072	
4	2463	2513	2573	2639	2738	2837	2933	3032	3129	

Metal powder coat available in silver finish only.

6652730 PATIENT CHAIR, 30" SEAT, ARM INSERT, METAL FRAME HIGH BACK

W: 33" D: 24.75" H: 43.75" SW: 30" SD: 19" SH: 18" AH: 25" WT: 49 lb COM: 3.25 yd WT CAP: 750 lb

ZONE	B/COM	C	D	E	F	G	H	I	J	GENERAL INFORMATION
1	2706	2765	2836	2914	3031	3148	3262	3379	3493	MATERIAL: Metal MOIS. BARR: \$39 CA TB133: \$195
2	2773	2832	2903	2981	3098	3215	3329	3446	3560	
3	2839	2898	2969	3047	3164	3281	3395	3512	3626	
4	2906	2965	3036	3114	3231	3348	3462	3579	3693	

Metal powder coat available in silver finish only.



6650100 OTTOMAN, 13" HEIGHT, METAL FRAME

W: 18.5" D: 17" H: 13" SW: - SD: - SH: - AH: - WT: 11.5 lb COM: 1.5 yd WT CAP: 300 lb

ZONE	B/COM	C	D	E	F	G	H	I	J	GENERAL INFORMATION
1	1057	1084	1117	1153	1207	1261	1314	1368	1420	MATERIAL: Metal MOIS. BARR: \$18 CA TB133: \$90
2	1083	1110	1143	1179	1233	1287	1340	1394	1446	
3	1109	1136	1169	1205	1259	1313	1366	1420	1472	
4	1135	1162	1195	1231	1285	1339	1392	1446	1498	

Metal powder coat available in silver finish only.

Specify:

- Product Number
- Fabric Vendor, Pattern and Color

See pages 16 & 17 for material and finish options.

Hale Motion Chairs



66517M21 MOTION CHAIR, 21" SEAT, METAL FRAME

W: 24.75" D: 24.75" H: 45" SW: 21" SD: 19" SH: 18.5" AH: 25" WT: 64 lb COM: 2.25 yd WT CAP: 550 lb

ZONE	B/COM	C	D	E	F	G	H	I	J	GENERAL INFORMATION
1	2448	2489	2538	2592	2673	2754	2833	2914	2993	MATERIAL: Metal
2	2509	2550	2599	2653	2734	2815	2894	2975	3054	MOIS. BARR: \$27
3	2569	2610	2659	2713	2794	2875	2954	3035	3114	CA TB133: \$135
4	2630	2671	2720	2774	2855	2936	3015	3096	3175	

Metal powder coat available in silver finish only.

66517M30 MOTION CHAIR, 30" SEAT, METAL FRAME

W: 33.75" D: 24.75" H: 45" SW: 30" SD: 19" SH: 18.5" AH: 25" WT: 75 lb COM: 3.25 yd WT CAP: 750 lb

ZONE	B/COM	C	D	E	F	G	H	I	J	GENERAL INFORMATION
1	2842	2901	2972	3050	3167	3284	3398	3515	3629	MATERIAL: Metal
2	2912	2971	3042	3120	3237	3354	3468	3585	3699	MOIS. BARR: \$39
3	2982	3041	3112	3190	3307	3424	3538	3655	3769	CA TB133: \$195
4	3052	3111	3182	3260	3377	3494	3608	3725	3839	

Metal powder coat available in silver finish only.



6650100M OTTOMAN, 11" HEIGHT, METAL FRAME, MOTION

W: 18.5" D: 17" H: 11" SW: - SD: - SH: - AH: - WT: 10.5 lb COM: 1.5 yd WT CAP: 300 lb

ZONE	B/COM	C	D	E	F	G	H	I	J	GENERAL INFORMATION
1	990	1017	1050	1086	1140	1194	1247	1301	1353	MATERIAL: Metal
2	1014	1041	1074	1110	1164	1218	1271	1325	1377	MOIS. BARR: \$18
3	1039	1066	1099	1135	1189	1243	1296	1350	1402	CA TB133: \$90
4	1063	1090	1123	1159	1213	1267	1320	1374	1426	

Metal powder coat available in silver finish only.

Specify:

- Product Number
- Fabric Vendor, Pattern and Color

See pages 16 & 17 for material and finish options.

Hale Easy Access Chairs



66511H21 EASY ACCESS CHAIR, 21" SEAT, METAL FRAME

W: 24" D: 25.5" H: 40.5" SW: 21" SD: 19" SH: 24.5" AH: 31.5" WT: 47 lb COM: 2 yd WT CAP: 550 lb

ZONE	B/COM	C	D	E	F	G	H	I	J	GENERAL INFORMATION
1	2250	2286	2330	2378	2450	2522	2592	2664	2734	MATERIAL: Metal MOIS. BARR: \$24 CA TB133: \$120
2	2306	2342	2386	2434	2506	2578	2648	2720	2790	
3	2361	2397	2441	2489	2561	2633	2703	2775	2845	
4	2417	2453	2497	2545	2617	2689	2759	2831	2901	

Metal powder coat available in silver finish only.

66511H30 EASY ACCESS CHAIR, 30" SEAT, METAL FRAME

W: 33" D: 25.5" H: 40.5" SW: 30" SD: 19" SH: 24.5" AH: 31.5" WT: 70 lb COM: 2.75 yd WT CAP: 750 lb

ZONE	B/COM	C	D	E	F	G	H	I	J	GENERAL INFORMATION
1	2512	2562	2622	2688	2787	2886	2982	3081	3178	MATERIAL: Metal MOIS. BARR: \$33 CA TB133: \$165
2	2574	2624	2684	2750	2849	2948	3044	3143	3240	
3	2636	2686	2746	2812	2911	3010	3106	3205	3302	
4	2698	2748	2808	2874	2973	3072	3168	3267	3364	

Metal powder coat available in silver finish only.



66521H21 EASY ACCESS CHAIR, 21" SEAT, ARM INSERT, METAL FRAME

W: 24" D: 25.5" H: 40.5" SW: 21" SD: 19" SH: 24.5" AH: 31.5" WT: 49 lb COM: 2.5 yd WT CAP: 550 lb

ZONE	B/COM	C	D	E	F	G	H	I	J	GENERAL INFORMATION
1	2718	2763	2818	2878	2968	3058	3146	3236	3323	MATERIAL: Metal MOIS. BARR: \$30 CA TB133: \$150
2	2785	2830	2885	2945	3035	3125	3213	3303	3390	
3	2852	2897	2952	3012	3102	3192	3280	3370	3457	
4	2920	2965	3020	3080	3170	3260	3348	3438	3525	

Metal powder coat available in silver finish only.

66521H30 EASY ACCESS CHAIR, 30" SEAT, ARM INSERT, METAL FRAME

W: 33" D: 25.5" H: 40.5" SW: 30" SD: 19" SH: 24.5" AH: 31.5" WT: 72 lb COM: 2.75 yd WT CAP: 750 lb

ZONE	B/COM	C	D	E	F	G	H	I	J	GENERAL INFORMATION
1	2979	3029	3089	3155	3254	3353	3449	3548	3645	MATERIAL: Metal MOIS. BARR: \$33 CA TB133: \$165
2	3053	3103	3163	3229	3328	3427	3523	3622	3719	
3	3126	3176	3236	3302	3401	3500	3596	3695	3792	
4	3200	3250	3310	3376	3475	3574	3670	3769	3866	


Metal powder coat available in silver finish only.

Specify:

- Product Number
- Fabric Vendor, Pattern and Color

See pages 16 & 17 for material and finish options.

Hale Modular Tables



66500-ST SPANNER TABLE, MODULAR


W: 22" D: 18" H: 14.5" WT: 23 lb

Zone	1	2	3	4
	804	824	844	864

GENERAL INFORMATION

MATERIAL: Metal
MOIS BARR: -
CA TB133: -

Not available with arm insert models. Specify thermoform or solid surface. Thermoform is standard. See beginning of section for details.



66500-ETR END TABLE, MODULAR, RIGHT


W: 22" D: 18" H: 14.5" WT: 24 lb

Zone	1	2	3	4
	991	1016	1041	1065

GENERAL INFORMATION

MATERIAL: Metal
MOIS BARR: -
CA TB133: -

Not available with arm insert models. Specify thermoform or solid surface. Thermoform is standard. See beginning of section for details.



66500-ETL END TABLE, MODULAR, LEFT


W: 22" D: 18" H: 14.5" WT: 24 lb

Zone	1	2	3	4
	991	1016	1041	1065

GENERAL INFORMATION

MATERIAL: Metal
MOIS BARR: -
CA TB133: -

Not available with arm insert models. Specify thermoform or solid surface. Thermoform is standard. See beginning of section for details.



66500-CTAO CORNER TABLE, ANGLED, OUTSIDE MODULAR

W: 34" D: 12" H: 14.5" WT: 20 lb

Zone	1	2	3	4
	1197	1227	1257	1287

GENERAL INFORMATION

MATERIAL: Metal
MOIS BARR: -
CA TB133: -

Not available with arm insert models. Specify thermoform or solid surface. Thermoform is standard. See beginning of section for details.



66500-CT CORNER TABLE, MODULAR


W: 28.5" D: 28.5" H: 14.5" WT: 39 lb

Zone	1	2	3	4
	1197	1227	1257	1287

GENERAL INFORMATION

MATERIAL: Metal
MOIS BARR:
CA TB133:

Not available with arm insert models. Specify thermoform or solid surface. Thermoform is standard. See beginning of section for details.



66500-CTAI CORNER TABLE, ANGLED, INSIDE MODULAR

W: 40" D: 22.5" H: 14.5" WT: 23 lb

Zone	1	2	3	4
	1095	1122	1150	1177

GENERAL INFORMATION

MATERIAL: Metal
MOIS BARR: -
CA TB133: -

Not available with arm insert models. Specify thermoform or solid surface. Thermoform is standard. See beginning of section for details.

Specify:

- Product Number
- Thermoform Finish
- Solid Surface Name and Number

See pages 16 & 17 for material and finish options.