



accord™

WIELAND
healthcare



Accord™ recliner

nurse health & patient safety

Partnering with patients, clinicians and designers, the accord™ recliner addresses caregiver health, patient safety and design flexibility. Wieland's innovation is apparent in multiple new-to-the-world features.

safeBrake

Brake pads drop down and grip the floor securely, delivering exceptional stability. An industry first, Wieland separates the casters and brakes. Accord's dedicated brake system outperforms brake systems that are combined with the casters.

- makes a solid stop on uneven floors
- greater surface area increases staying power
- brake retracts completely when not in use
- brake pads stay clean



intelliTrac™

Magnetic casters auto-align and auto-release offering the control to change direction quickly from straight to sideways.

- track straight or move perpendicular with a nudge
- designed to work with the safeBrake system, casters will not rotate or roll when brake is engaged
- available in black or grey



sideways



straight

quick release seat

Provides easy access for cleaning and infection control.



transfer arm

A front-released arm that pivots towards the back of the chair for an obstacle-free, hands-free patient transfer.

controlCove

Centrally located foot pedals that are conveniently accessed from the front—no bending, stooping or reaching required.

soothing heat

Recognizing the challenges of lengthy infusions, the integrated heat design eliminates burn risks and provides the long-term comfort patients deserve. The strategically placed heat source, beneath a layer of supportive foam, delivers a consistent, soothing warmth across the entire cushion.



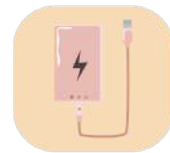
blended heat + massage

Designed specifically for the infusion experience, our gentle massage and soothing heat feature offers a subtle yet effective way to ease anxiety and promote relaxation. This combination works to soothe both body and mind, creating peace and calm throughout treatment.



personal charging station

Our thoughtfully integrated charging ports ensure patients can easily power their devices, creating a personalized environment filled with familiar comforts – favorite shows, uplifting music, and connections to support networks – offering a welcome distraction during lengthy infusions.



versatile, stowable tables

Two optional, stowable tables offer nurses a dedicated workspace and patients uncompromised personal space. Use them together for ultimate versatility, creating a more comfortable and functional treatment experience for everyone. The newest fold-down table includes a clever inset groove to secure items and prevent accidental spills or rolls, demonstrating a commitment to a worry-free treatment experience.

ultimate comfort upgrade

Our innovative cushion construction provides a consistently comfortable and supportive foundation that resists sagging and loss of shape, offering a gentle and welcoming feel, never hard or rigid. Experience lasting, natural comfort designed for extended sitting.

a fresh perspective on treatment

Guided by a fresh perspective on the treatment journey, and prioritizing safety and comfort above all, the accord recliner now offers even more options, all seamlessly integrated to enhance overall patient well-being.

recliner highlights

- safeBrake provides exceptional stability by gripping the floor rather than merely stopping the casters
- the intelliTrac™ caster system helps guide the chair straight down a corridor to minimize strain
- quick-release seat option supports infection prevention and safety efforts
- centrally located foot pedals give access to all controls from the front of the chair
- patient transfers are made easier with the shortest transfer distance between the bed and the chair
- a full length, user-activated sleep position reclineAssist bar is located neatly under the arm cap
- faceted back features a slimming two-panel design creating a waistline while giving the chair an open feel
- beveled heel guard encourages proper nose-over-toes balance during egress
- the fold-down table has been designed to stow slowly, avoiding sudden drop down movements
- the fold-down table comes standard with a spill groove preventing small items from rolling off to the floor
- high strength, 10-gauge steel recliner frame with welded arm support for rigidity and longevity
- soft edges and corners with thick, dense foam prevents damage to walls and upholstery
- 25-year warranty; recline mech, transfer arm, intelliTrac casters and safeBrake–10-year warranty; casters–3-year warranty; electrical–5-year warranty



variety of models



patient



sleep



trendelenburg

standard features



reclineAssist bar
Sleep and Trendelenburg only



oversized ottoman
t-shaped seat cushion allows ottoman 30% larger surface area



faceted back design




controlCove
Black, sable, dove or silver metal powder coat



arm cap
Wood, urethane, thermoform, or solid surface



arm insert panel
Fabric or thermoform



soft seat

options and accessories



locking casters
Black or grey



safeBrake



intelliTrac™ with safeBrake
Specify black or grey casters



transfer arm
Specify right, left, or both



pushbar
Black, sable or dove



retractable footrest
Black only



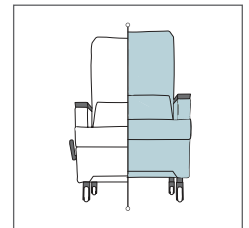
flip table
Thermoform or solid surface; available on right side only



quick release seat



headrest
Specify fabric



orthopedic height seat
21" seat height. Available with safeBrake option only




IV pole
Standard




foley bag hook
Black only



fold-down table
Specify right, left or both. Specify white, dolphin, nutmeg or charcoal



USB-A/C Power
Left-hand facing only. Available with or without Drip Guard. Specify silver or black



heat + massage
Heat or heat + massage options available. Controls located on the inside of the right arm (as facing)

Accord™ sleep chair



compact and comfortable

Offering both a comfortable seating option and a convenient sleeping solution that transforms with quick, intuitive ease, the Accord sleep chair is ideal for overnight guests and a smart solution for patient rooms with smaller footprints. This fosters a healing environment that accelerates recovery and creates a welcoming atmosphere for patients.

sleep chair highlights

- contains a one-step mechanism for ease of use
- extends to a 72" sleep surface with an intuitive pull handle in one motion
- arm caps available in solid surface, urethane or thermoform
- comes standard with moisture barrier and fully renewable components
- standard moisture barrier protects foam from spills and liquids
- wide scale model available
- casters are standard
- 25-year warranty; 10-year warranty on sleep chair mechanism



specifications

Product No.	Description	W	D	H	SW	SD	SH	AH	WT	YDG	WT CAP
65981	Recliner	28.75	34.25	46.25	21.5	21	20	26.5	142	5.5	500
65W981	Recliner, Wide	30.75	34.25	46.25	23.5	21	20	26.5	146	5.75	500
65981S	Sleep Recliner	28.75	34.25	46.25	21.5	21	20	26.5	150	5.5	500
65W981S	Sleep Recliner, Wide	30.75	34.25	46.25	23.5	21	20	26.5	154	5.75	500
65981T	Trendelenburg Recliner	28.75	34.25	46.25	21.5	21	20	26.5	158	5.5	500
65W981T	Trendelenburg Recliner, Wide	30.75	34.25	46.25	23.5	21	20	26.5	162	5.75	500
65841	Sleep Chair	30	33.5	33.25	24	21	18	25	110	4.75	400
65W841	Sleep Chair, Wide	36	33.5	33.25	30	21	18	25	128	6.25	400

WIELAND
healthcare

888.WIELAND
wielandhealthcare.com