

Reflect



2641 CHAIR, WOOD CAP

W: 29.5"	D: 29"	H: 29.5"	SW: 20"	SD: 19.75"	SH: 18"	AH: 24.5"	WT: 62 lb	COM: 4.5 yd	WT CAP: 400 lb	
ZONE	B/COM	C	D	E	F	G	H	I	J	GENERAL INFORMATION
1	2796	2877	2976	3084	3246	3408	3566	3728	3885	WD SPECIES: Oak or Maple MOIS. BARR: Included CA TB133: \$270
2	2865	2946	3045	3153	3315	3477	3635	3797	3954	
3	2933	3014	3113	3221	3383	3545	3703	3865	4022	
4	3002	3083	3182	3290	3452	3614	3772	3934	4091	

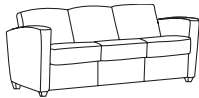
When ordering specify wood leg or metal sled base (upcharge). Available with tablet arm and mobility.



2642 LOVESEAT, WOOD CAP

W: 49.5"	D: 29"	H: 29.5"	SW: 40"	SD: 19.75"	SH: 18"	AH: 24.5"	WT: 94 lb	COM: 6.25 yd	WT CAP: 400 lb	
ZONE	B/COM	C	D	E	F	G	H	I	J	GENERAL INFORMATION
1	4692	4805	4942	5092	5317	5542	5761	5986	6205	WD SPECIES: Oak or Maple MOIS. BARR: Included CA TB133: \$375
2	4807	4920	5057	5207	5432	5657	5876	6101	6320	
3	4923	5036	5173	5323	5548	5773	5992	6217	6436	
4	5038	5151	5288	5438	5663	5888	6107	6332	6551	

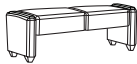
When ordering specify wood leg or metal sled base (upcharge). Available with tablet arm.



2643 SOFA, WOOD CAP

W: 69.5"	D: 29"	H: 29.5"	SW: 60"	SD: 19.75"	SH: 18"	AH: 24.5"	WT: 126 lb	COM: 8 yd	WT CAP: 400 lb	
ZONE	B/COM	C	D	E	F	G	H	I	J	GENERAL INFORMATION
1	6323	6467	6643	6835	7123	7411	7691	7979	8259	WD SPECIES: Oak or Maple MOIS. BARR: Included CA TB133: \$480
2	6479	6623	6799	6991	7279	7567	7847	8135	8415	
3	6634	6778	6954	7146	7434	7722	8002	8290	8570	
4	6790	6934	7110	7302	7590	7878	8158	8446	8726	

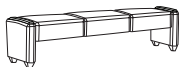
When ordering specify wood leg or metal sled base (upcharge). Available with tablet arm.



26422 2-SEAT BENCH, WOOD CAP

W: 49"	D: 21.5"	H: 18"	SW: 40"	SD: 21.5"	SH: 18"	AH: -	WT: 40 lb	COM: 3.25 yd	WT CAP: 400 lb	
ZONE	B/COM	C	D	E	F	G	H	I	J	GENERAL INFORMATION
1	2451	2510	2581	2659	2776	2893	3007	3124	3238	WD SPECIES: Oak or Maple MOIS. BARR: Included CA TB133: \$195
2	2511	2570	2641	2719	2836	2953	3067	3184	3298	
3	2572	2631	2702	2780	2897	3014	3128	3245	3359	
4	2632	2691	2762	2840	2957	3074	3188	3305	3419	

Available with wood leg only.



26423 3-SEAT BENCH, WOOD CAP

W: 69"	D: 21.5"	H: 18"	SW: 60"	SD: 21.5"	SH: 18"	AH: -	WT: 51 lb	COM: 4.25 yd	WT CAP: 400 lb	
ZONE	B/COM	C	D	E	F	G	H	I	J	GENERAL INFORMATION
1	3246	3323	3416	3518	3671	3824	3973	4126	4275	WD SPECIES: Oak or Maple MOIS. BARR: Included CA TB133: \$255
2	3326	3403	3496	3598	3751	3904	4053	4206	4355	
3	3406	3483	3576	3678	3831	3984	4133	4286	4435	
4	3486	3563	3656	3758	3911	4064	4213	4366	4515	

Available with wood leg only.

Specify:

- Product Number
- Oak or Maple Wood
- Wood Finish
- Fabric Vendor, Pattern and Color
- Leg Option

See pages 16 & 17 for material and finish options.



2641L CHAIR, WIDE, WOOD CAP

W: 31.5" D: 29" H: 29.5" SW: 22" SD: 19.75" SH: 18" AH: 24.5" WT: 79 lb COM: 4.5 yd WT CAP: 400 lb

ZONE	B/COM	C	D	E	F	G	H	I	J	GENERAL INFORMATION
1	2899	2980	3079	3187	3349	3511	3669	3831	3988	WD SPECIES: Oak or Maple MOIS. BARR: Included CA TB133: \$270
2	2970	3051	3150	3258	3420	3582	3740	3902	4059	
3	3041	3122	3221	3329	3491	3653	3811	3973	4130	
4	3112	3193	3292	3400	3562	3724	3882	4044	4201	

When ordering specify wood leg or metal sled base (upcharge). Available with tablet arm and mobility.

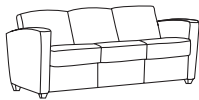


2642L LOVESEAT, WIDE, WOOD CAP

W: 53.5" D: 29" H: 29.5" SW: 44" SD: 19.75" SH: 18" AH: 24.5" WT: 109 lb COM: 6.5 yd WT CAP: 400 lb

ZONE	B/COM	C	D	E	F	G	H	I	J	GENERAL INFORMATION
1	5032	5149	5292	5448	5682	5916	6144	6378	6605	WD SPECIES: Oak or Maple MOIS. BARR: Included CA TB133: \$390
2	5156	5273	5416	5572	5806	6040	6268	6502	6729	
3	5280	5397	5540	5696	5930	6164	6392	6626	6853	
4	5404	5521	5664	5820	6054	6288	6516	6750	6977	

When ordering specify wood leg or metal sled base (upcharge). Available with tablet arm.



2643L SOFA, WIDE, WOOD CAP

W: 75.5" D: 29" H: 29.5" SW: 66" SD: 19.75" SH: 18" AH: 24.5" WT: 141 lb COM: 8.5 yd WT CAP: 400 lb

ZONE	B/COM	C	D	E	F	G	H	I	J	GENERAL INFORMATION
1	6759	6912	7099	7303	7609	7915	8213	8519	8816	WD SPECIES: Oak or Maple MOIS. BARR: Included CA TB133: \$510
2	6925	7078	7265	7469	7775	8081	8379	8685	8982	
3	7092	7245	7432	7636	7942	8248	8546	8852	9149	
4	7258	7411	7598	7802	8108	8414	8712	9018	9315	

Available with tablet arm. When ordering specify wood leg or metal sled base (upcharge).

Accessories



MOBILITY OPTION

\$245

Available on chair models 2641 and 2641L only. Includes 2 front casters and back handle, aluminum only. Not available with sled base.

Specify:

- Tablet Arm
- Left or Right Handed (when sitting in chair)
- Edge Style
- Wood Finish
- Laminate
- Quantity



WOOD LEG OPTION

no upcharge



SLED BASE OPTION

\$143

Not available on benches.



TABLET ARM OPTIONS

\$629 TL - Left Hand Sitting, Right Facing

Kidney

\$629 TR - Right Hand Sitting, Left Facing



\$1258 TB - Left and Right Hand Sitting, Facing

Tablet Arm Side - Please specify location by adding the suffix above to the products model number. TB available on loveseat and sofa only. Tablets available on wood cap versions only.

Oval

Tablet style - Please specify laminate and wood finish color.

Kidney - Available with self edge or finished wood edge.

Oval - Available with self edge or finished wood edge.

Weight Capacity on tablet arm is 50 lb. Available on Chairs (1 per chair), Loveseats (1 or 2 per loveseat) and Sofas (1 or 2 per sofa).

Specify:

- Product Number
- Oak or Maple Wood
- Wood Finish
- Fabric Vendor, Pattern and Color
- Leg Option

See pages 16 & 17 for material and finish options.