



canton

WIELAND

complementary comfort

The Canton collection features a streamlined metal design complemented by a slim oval profile. The Canton collection is available in a wide assortment of models. Included are two and three seat tandems, bariatric, easy access and patient chairs.

The choice of wood, urethane or solid surface arm caps, combined with wood or aluminum side rails, adds the finishing touches to suit any style. Canton seating pairs perfectly with the free-standing and modular tables in the collection.



highlights



- aluminum or wood side rails for a customized look
- tandem seating offered in several configurations
- patient chair and easy access chairs available
- tip back casters available on single seat models
- variety of freestanding or modular tables



67CN01M
arm chair



67CN02M
loveseat



67CN12M
loveseat,
short center arms



67CN03M
sofa



67CN13M
sofa,
short center arms



67CN01G
arm chair, wide,
bariatric



67CN01L
continuous loveseat



67CN01H
patient chair, high back



67CN01ME
easy access chair







patient chair

The thick molded foam of the contoured high back provides the comfort desired during the recovery process.



easy access chair

Designed to assist patients with partial or total hip replacement, or knees that are arthritic or surgically repaired.

canton tables

Freestanding and modular tables in various sizes are offered in round, square, and rectangular shapes. A wide selection of laminates are available. Modular tables are designed to connect tandem units to create modular groupings.



67CN22DIA
end table, round




67CN2424SQ
end table, square




67CN2448RE
coffee table


arm cap options



wood




urethane



solid surface

frame options



wood side rail



aluminum side rail

specifications

Product No.	Description	W	D	H	SW	SD	SH	AH	WT	YDG	WT CAP
67CN01M	Chair	25"	26"	33.75"	21"	18"	18"	25"	27	1.75	500
67CN02M	Loveseat	44.75"	26"	33.75"	21"	18"	18"	25"	51	3.5	750
67CN03M	Sofa	67.5"	26"	33.75"	21"	18"	18"	25"	75	5.25	1000
67CN12M	Loveseat, Short Center Arms	48"	26"	33.75"	21" per	18"	18"	25"	51	3.5	750
67CN13M	Sofa, Short Center Arms	70.5"	26"	33.75"	21" per	18"	18"	25"	75	5.25	1000
67CN01L	Loveseat, Continuous	46"	26"	33.75"	42"	18"	18"	25"	51	3.5	750
67CN01G	Chair, Wide, Bariatric	34"	26"	33.75"	30"	18"	18"	25"	34	3	750
67CN01H	Patient Chair, High Back	25"	26"	47.5"	21"	18"	18"	25"	35	2.5	500
67CN01ME	Easy Access Chair	25"	26"	46"	21"	18"	24"	32"	35	1.75	500
67CN2424SQ	Freestanding End Table, 24"	24"	24"	18"	-	-	-	-	47	-	-
67CN3030SQ	Freestanding End Table, 30"	30"	30"	18"	-	-	-	-	57	-	-
67CN22DIA	Freestanding End Table, Round	22"	22"	18"	-	-	-	-	47	-	-
67CN2448RE	Freestanding Coffee Table, Rectangular	48"	24"	18"	-	-	-	-	64	-	-
67CNTC45DEG	Corner Table, Angled, Modular	21"	24"	18"	-	-	-	-	19	-	-
67CNRC2828	Corner Table, Radius, Modular	28"	28"	18"	-	-	-	-	26	-	-
67CNSC2828	Corner Table, Square, Modular	28"	28"	18"	-	-	-	-	26	-	-
67CNST2121	Spanner Table, Modular	21"	21"	18"	-	-	-	-	19	-	-
67CNET2121	End Table, Modular	21"	21"	18"	-	-	-	-	19	-	-



tip back caster





WIELAND

888.Wieland
wielandhealthcare.com

© 2021 Sauder Manufacturing Co. All rights reserved.

HC05111218_0221



greenguard.org